

Disclosures

The views of John Blank, PhD are not necessarily the views of Zacks Investment Research. Past performance is no guarantee of future results. Inherent in any investment is the potential for loss. This material is being provided for informational purposes only and nothing herein constitutes investment, legal, accounting or tax advice, or a recommendation to buy, sell or hold a security. No recommendation or advice is being given as to whether any investment is suitable for a particular investor. It should not be assumed that any investments in securities, companies, sectors or markets identified and described were or will be profitable. All information is current as of the date herein and is subject to change without notice. Any views or opinions expressed may not reflect those of the firm as a whole. Zacks Investment Research is not a licensed securities dealer, broker or US investment adviser or investment bank.

Finding Winners: A Review of Major Stocks in Zacks Consumer Discretionary Industries

Part One: [A Review of Major Stocks in Zacks Consumer Discretionary Industries](#)

Part Two: [Cash Flow Fundamentals](#)

Part Three: [Balance Sheet Metrics](#)

Presented by:

John Blank, PhD

Zacks Chief Equity Strategist and Economist

12/04/2023



Part Three: A Review of the Top Stocks in Zacks Consumer Discretionary Industries

What differences should traders and investors be made aware of?

Consumer Discretionary Sector – Recent Data for Top 10 Stocks

Top 10 Consumer Discretionary Stocks from each of four industry groups

SharkNinja Inc. (SN) is a diversified, product design and technology company which creates **lifestyle solutions through products for consumers**. The Company's products are sold at key retailers, online and offline and through distributors.
SharkNinja Inc. is based in NEEDHAM, Mass.

Toronto, Canada-based **Rogers Communications Inc. (RCI)** provides cable TV, high-speed Internet access, and video retailing through its wholly-owned subsidiary, Rogers Cable and Telecom.

Consumer Discretionary Sector - Miscellaneous Data Points for Top 10 Stocks from each of the Four Industry Groups											
Ticker	Company	Industry	Market Cap in \$Millions			Ticker	Company	Industry	Market Cap in \$Millions		
			10/27/23	11/24/23	% Change				10/27/23	11/24/23	% Change
WSC	Willscot Mobile	<u>Home Furnishing-Appliance</u>	7573	8160	7.75	NFLX	Netflix Inc	<u>Media</u>	174140	203845	17.06
WHR	Whirlpool Corp	Home Furnishing-Appliance	5600	6236	11.36	CMCSA	Comcast Corp A	Media	163520	169899	3.90
SN	Sharkninja Inc	Home Furnishing-Appliance	5594	6812	<u>21.77</u>	DIS	Disney Walt	Media	145156	169451	16.74
MHK	Mohawk Inds Inc	Home Furnishing-Appliance	4875	5854	<u>20.08</u>	CHTR	Charter Comm-A	Media	55678	59445	6.77
LEG	Leggett & Platt	Home Furnishing-Appliance	3087	3186	3.21	WBD	Warner Bros Dsc	Media	23277	27629	18.70
MLKN	Millerknoll Inc	Home Furnishing-Appliance	1661	1959	17.94	RCI	Rogers Comm Clb	Media	19430	23606	<u>21.49</u>
MBC	Masterbrand Inc	Home Furnishing-Appliance	1402	1784	<u>27.25</u>	EDR	Endeavor Group	Media	16107	16835	4.52
LZB	La-Z-Boy Inc	Home Furnishing-Appliance	1215	1522	<u>25.27</u>	WMG	Warner Music Gp	Media	15908	17848	12.20
AMWD	Amer Woodmark	Home Furnishing-Appliance	1080	1372	<u>27.04</u>	SIRI	Sirius Xm Hldgs	Media	15831	18734	18.34
TILE	Interface Inc A	Home Furnishing-Appliance	506	617	<u>21.94</u>	FWONK	Lib Form1 C New	Media	15096	14927	-1.12
Consumer Discretionary Sector - Miscellaneous Data Points for Top 10 Stocks from each of the Four Industry Groups											
Ticker	Company	Industry	Market Cap in \$Millions			Ticker	Company	Industry	Market Cap in \$Millions		
			10/27/23	11/24/23	% Change				10/27/23	11/24/23	% Change
MAR	Marriott Intl-A	<u>Leisure Service</u>	55253	61464	11.24	EA	Electr Arts Inc	<u>Other Consumer Discretionary</u>	33222	37053	11.53
HLT	Hilton Ww Hldg	Leisure Service	38253	43810	14.53	TTWO	Take-Two Inter	Other Consumer Discretionary	22830	26844	17.58
LVS	Las Vegas Sands	Leisure Service	35962	35528	-1.21	ONON	On Holding Ag	Other Consumer Discretionary	15378	18986	<u>23.46</u>
DKNG	Draftkings Inc	Leisure Service	22830	33511	<u>46.78</u>	SNA	Snap-On Inc	Other Consumer Discretionary	13318	14771	10.91
TCOM	Trip.Com Group	Leisure Service	22819	22057	<u>-3.34</u>	POOL	Pool Corp	Other Consumer Discretionary	11971	13833	15.55
RCL	Royal Caribbean	Leisure Service	21219	28373	<u>33.72</u>	EDU	New Oriental Ed	Other Consumer Discretionary	10944	13852	<u>26.57</u>
LYV	Live Nation Ent	Leisure Service	17722	19405	9.50	SRAD	Sportradar Grp	Other Consumer Discretionary	9715	11336	<u>16.69</u>
RBLX	Roblox Corp	Leisure Service	17562	23204	<u>32.13</u>	BJ	Bjs Wholesale	Other Consumer Discretionary	9256	8748	-5.49
CCL	Carnival Corp	Leisure Service	12459	17642	<u>41.60</u>	TTC	Toro Co	Other Consumer Discretionary	8440	8902	5.47
HTHT	H World Gp Ltd	Leisure Service	12229	11788	<u>-3.61</u>	MAT	Mattel Inc	Other Consumer Discretionary	6527	6881	5.42

Source : Zacks Investment Research

Interface, Inc. (TILE) is the world's largest manufacturer of modular carpet, which it markets under the Interface and FLOR brands.

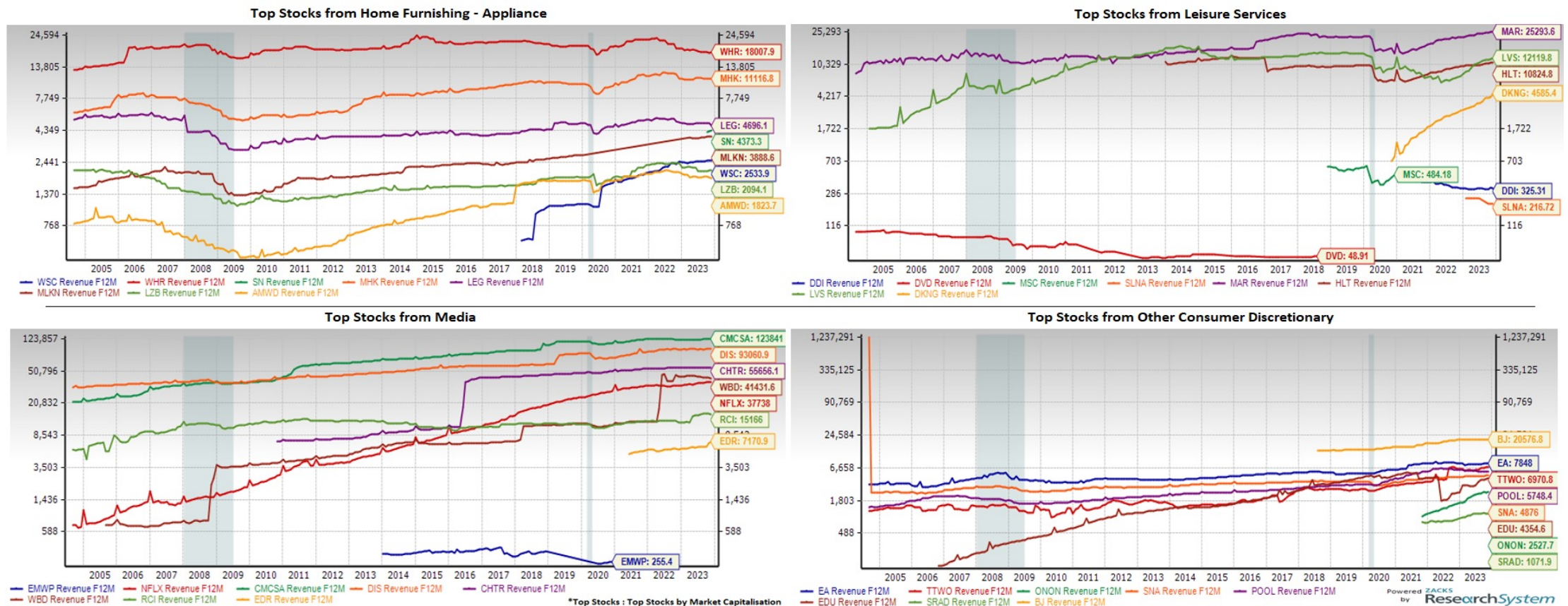
On Holding AG (ONON) operates as a holding company. The Company, through its subsidiaries, provides footwear and sports apparel product includes **ultralight and stretchable fabrics** and accessories. **On Holding AG** is based in ZURICH.

Revenue F12M Charts for Top Stocks from Four Consumer Disc. Industries

Home Furnishing - Appliance
Media

Leisure Services
"Other" Consumer Discretionary Industries

Revenue F12M Charts for *Top Stocks from the Home Furnishing - Appliance, Leisure Services, Media and Other Consumer Discretionary Industries

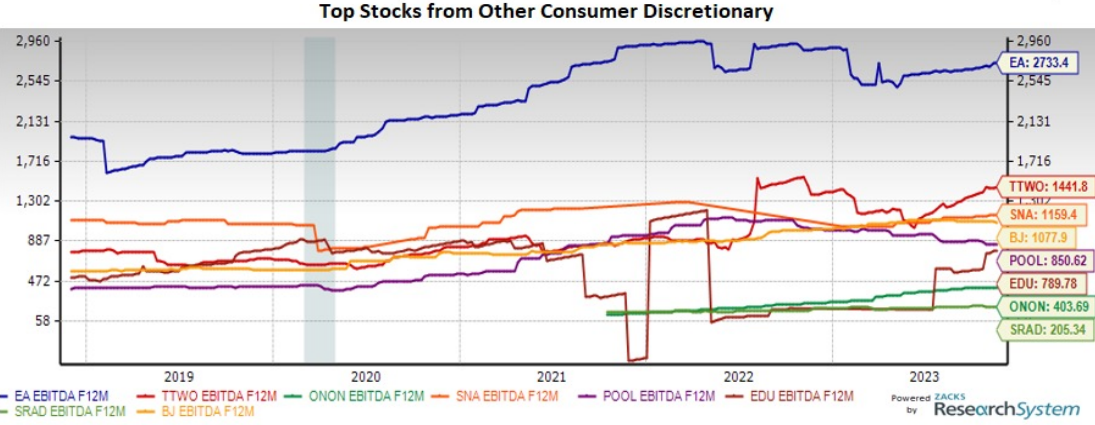
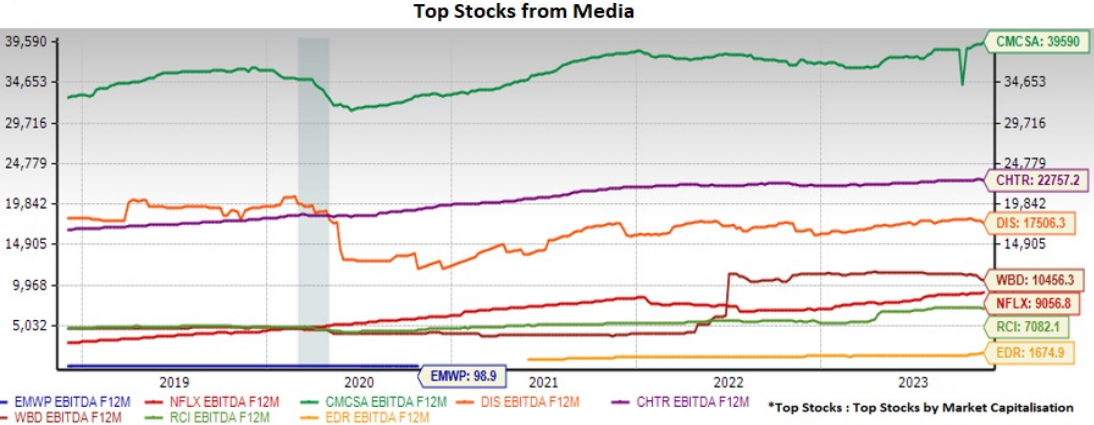
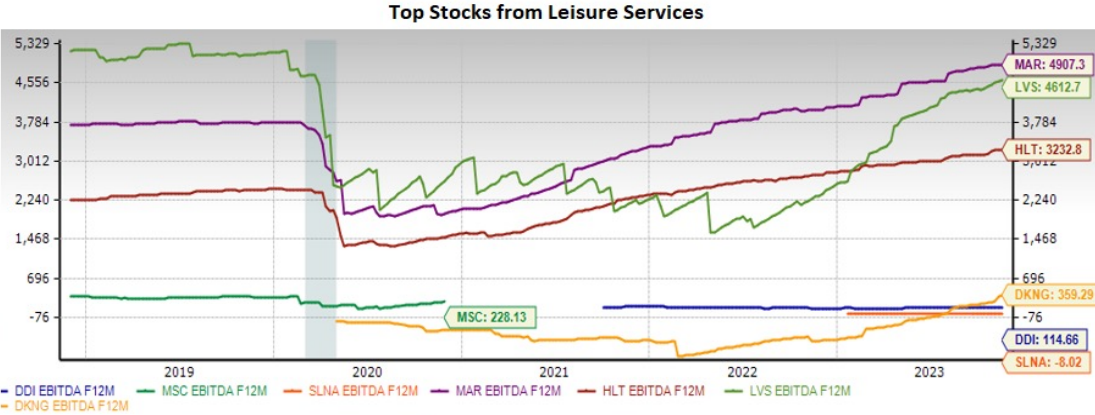
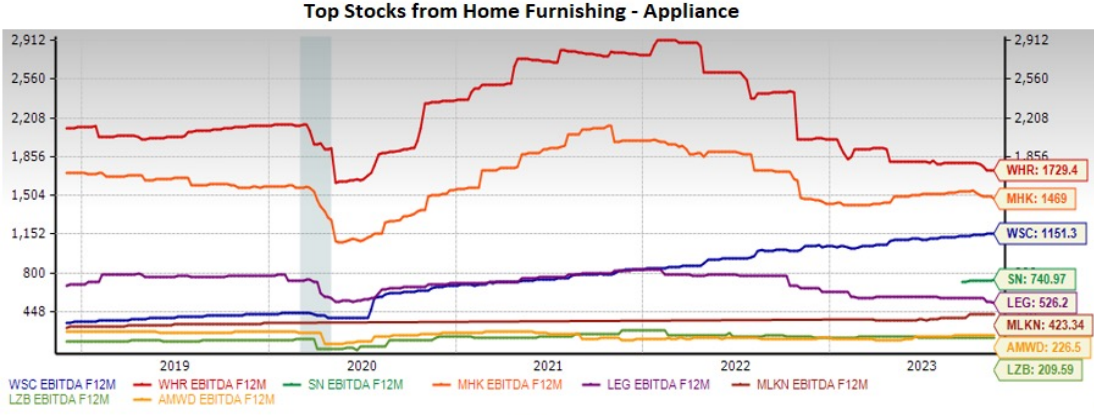


EBITDA F12M Charts for Top Stocks in Four Consumer Disc. Industries

COVID Time Line is 2019 to 2023

For the Home Furnishing - Appliance, Leisure Services, Media, and "Other" Consumer Discretionary Industries

EBITDA F12M Charts for Top Stocks from Home Furnishing - Appliance, Leisure Services, Media and Other Consumer Discretionary Industries over 20 years

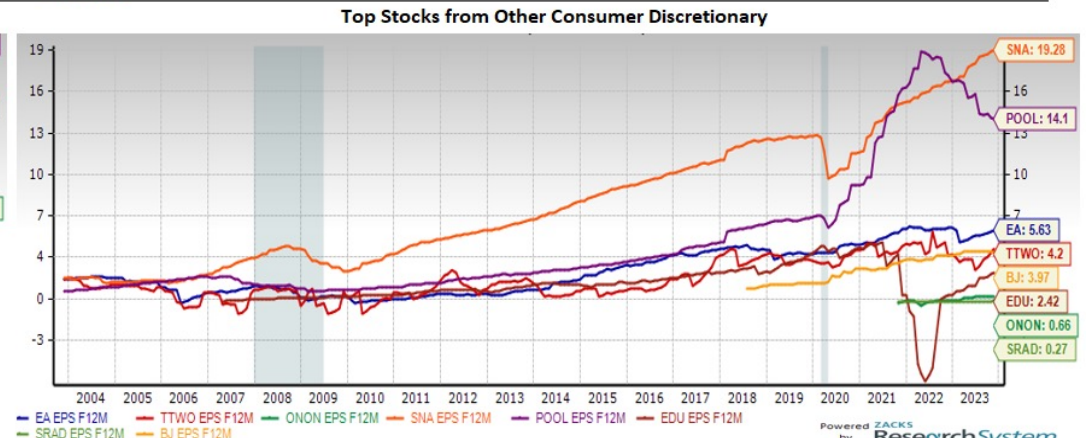
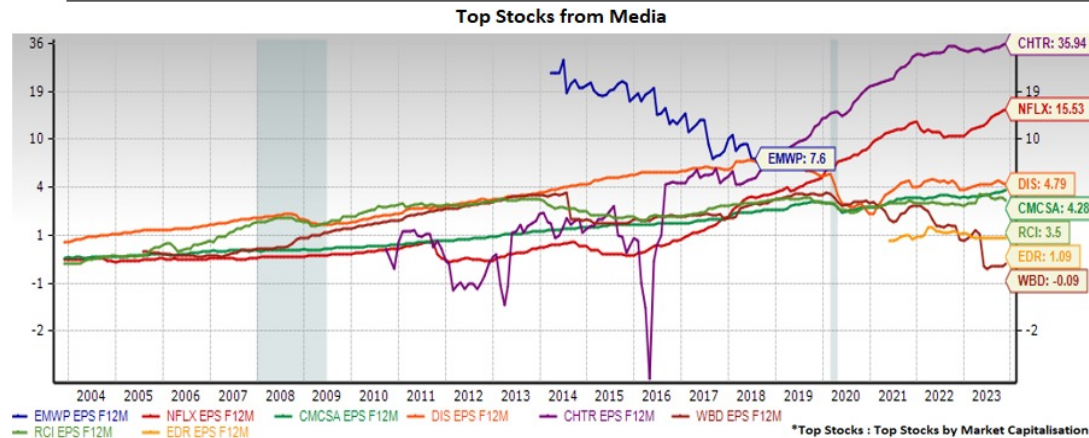
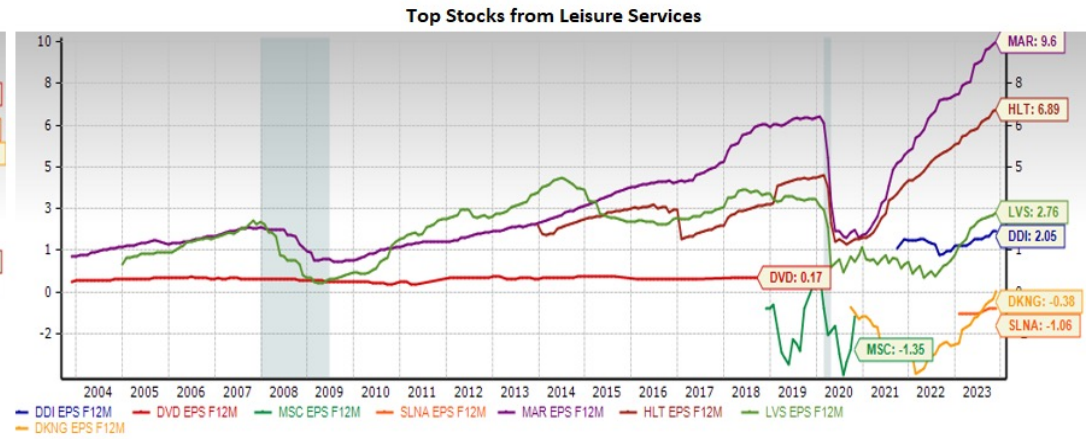
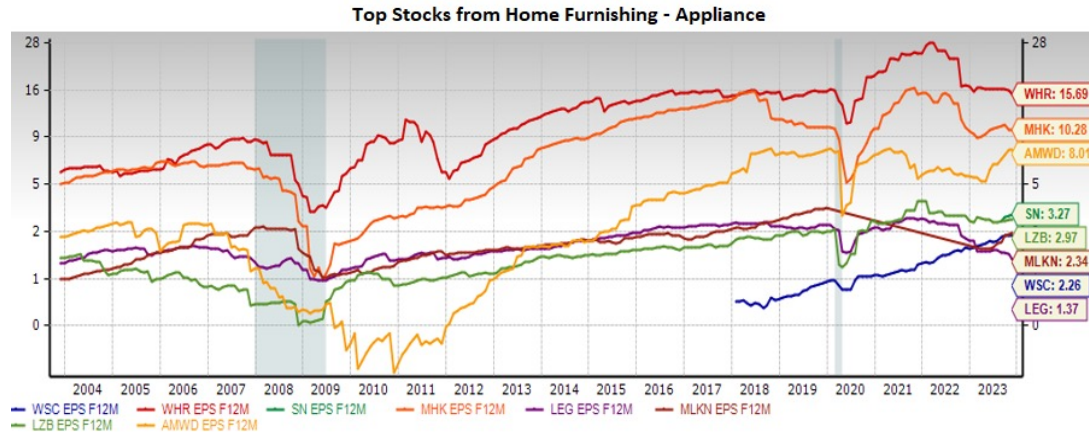


EPS F12M Charts for Top Stocks from Four Consumer Disc. Industries

20-year Time Line from 2004 to 2023

For the Home Furnishing - Appliance, Leisure Services, Media, and "Other" Consumer Discretionary Industries

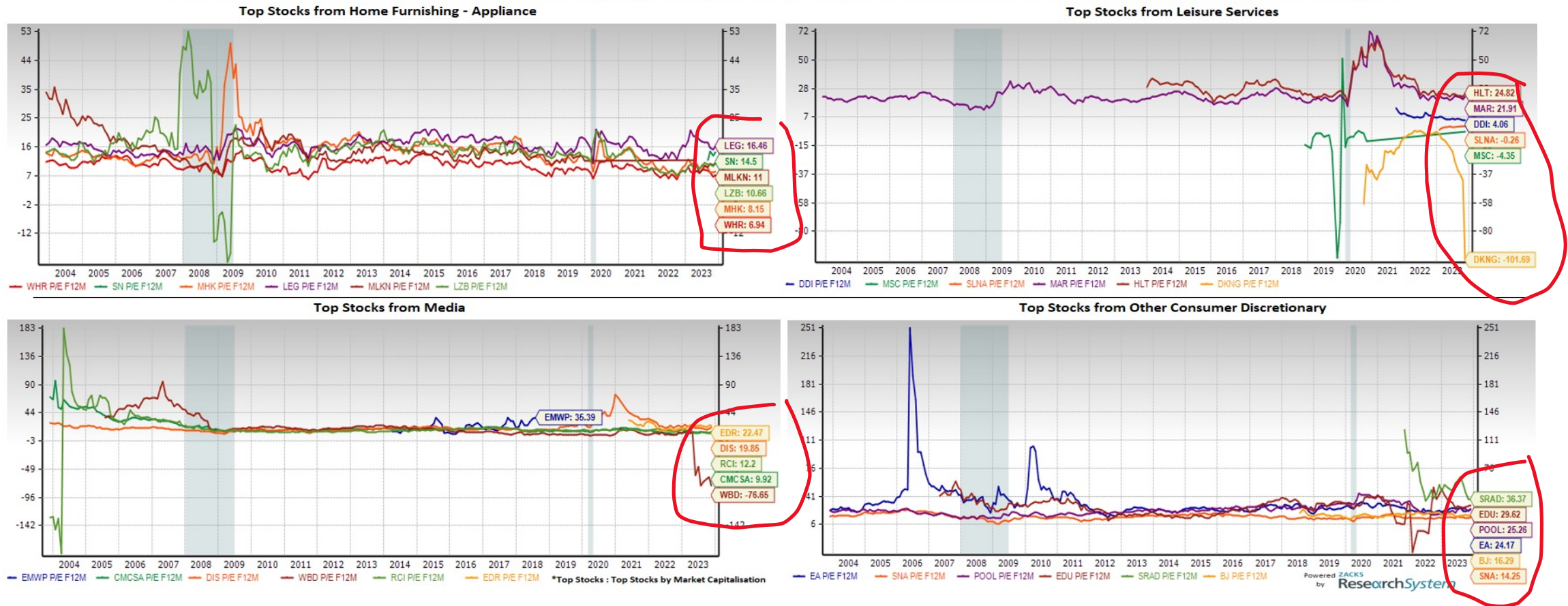
EPS F12M Charts for *Top Stocks from the Home Furnishing - Appliance, Leisure Services, Media and Other Consumer Discretionary Industries over 20 years



PE F12M Valuations for Top Stocks in Four Consumer Disc. Industries

Home Furnishing – Appliance, Leisure Services, Media, and “Other” Consumer Discretionary Industries

PE F12M Charts for *Top Stocks from Home Furnishing - Appliance, Leisure Services, Media and Other Consumer Discretionary Industries over 20 years

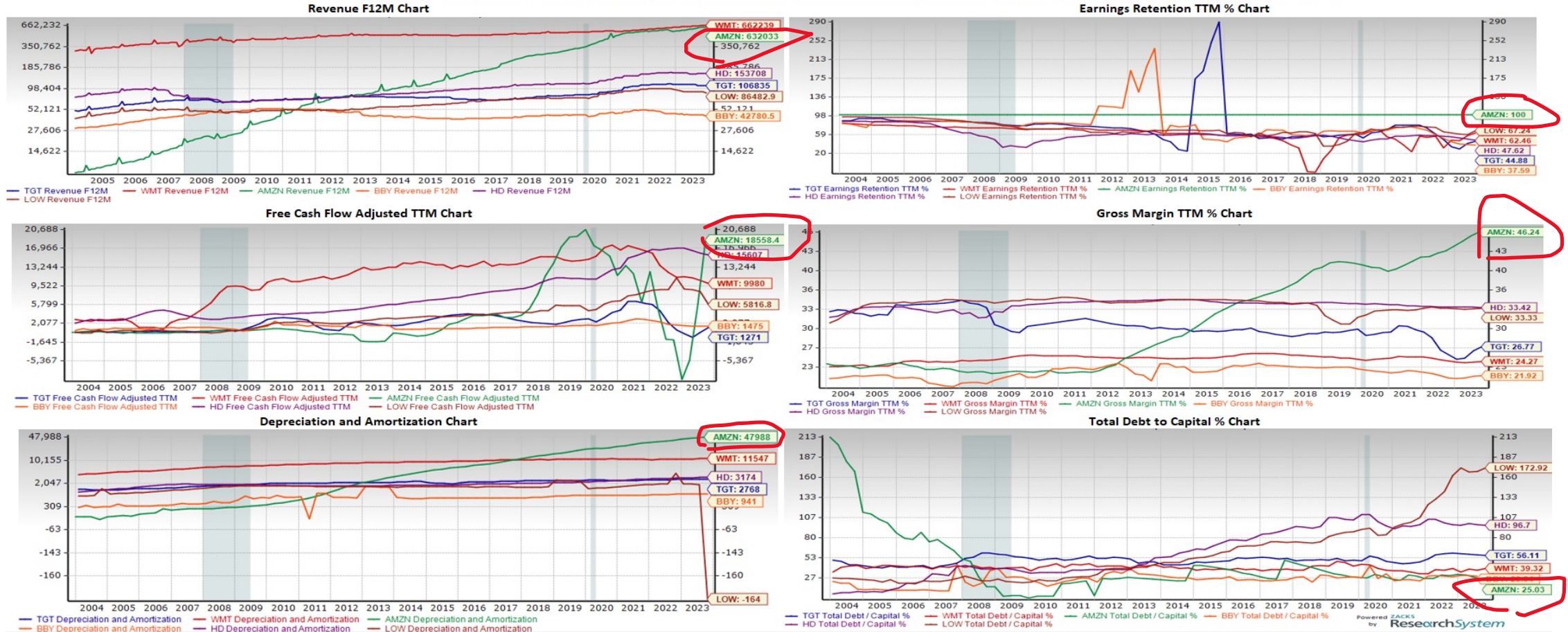


Misc. Financial Metric Charts - 1

For Six Top Multi-Product Consumer Wholesale and Retail Industry Stocks:

(WMT, AMZN, HD, TGT, LOW, BBY)

Miscellaneous Financial Metrics Charts for Top Multi-Product Consumer (Non-Food) Wholesale and Retail Industry Stocks - 1

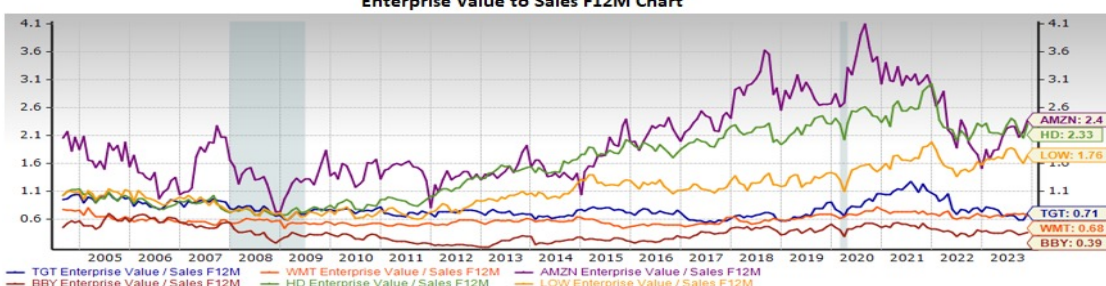
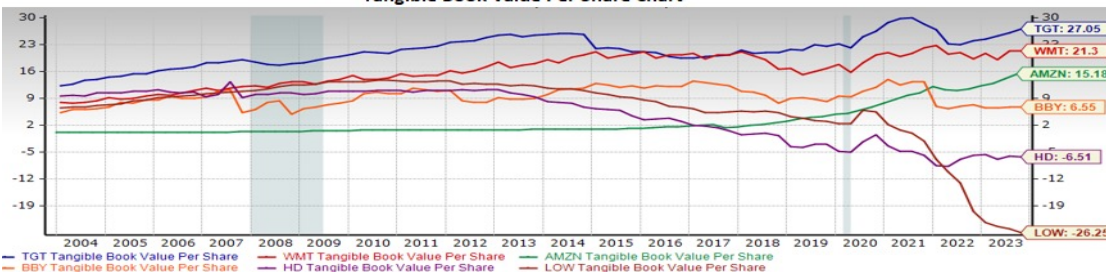


Misc. Financial Metric Charts - 2

For Six Top Multi-Product Consumer Wholesale and Retail Industry Stocks:

(WMT, AMZN, HD, TGT, LOW, BBY)

Miscellaneous Financial Metrics Charts for Top Multi-Product Consumer (Non-Food) Wholesale and Retail Industry Stocks - 2



Powered by ZACKS ResearchSystem

The Six Big Stocks: Zacks Price, Consensus, and EPS Surprise Charts

For these Top Multi-Product Consumer Wholesale and Retail Industry Stocks

Price, Consensus And EPS Surprise Charts for Top Multi-Product Consumer (Non-Food) Wholesale and Retail Industry Stocks



*Mkt. Cap., as on 11/24/23 and in \$Billions.

Source : Zacks.com

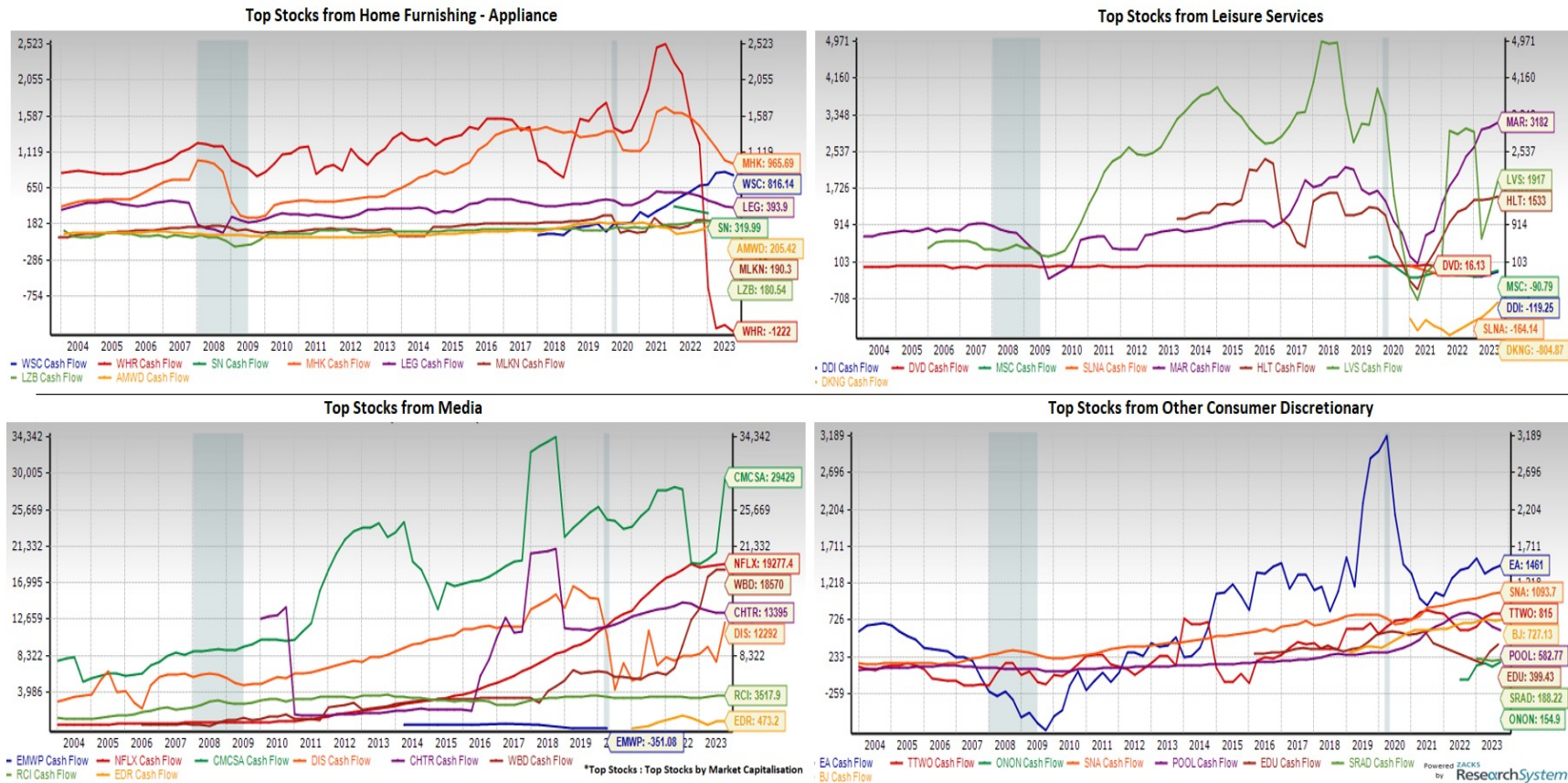
Part One: Cash Flow Fundamentals

What broad current conditions should traders and investors be made aware of?

Cash Flow Charts for Top Stocks from Four Consumer Disc. Industries

Home Furnishing – Appliance, Leisure Services, Media, and “Other” Consumer Discretionary Industries

Cash Flow Charts for *Top Stocks from Home Furnishing - Appliance, Leisure Services, Media and Other Consumer Discretionary Industries over 20 years



Cash flow is the net cash and cash equivalents transferred in and out of a company.

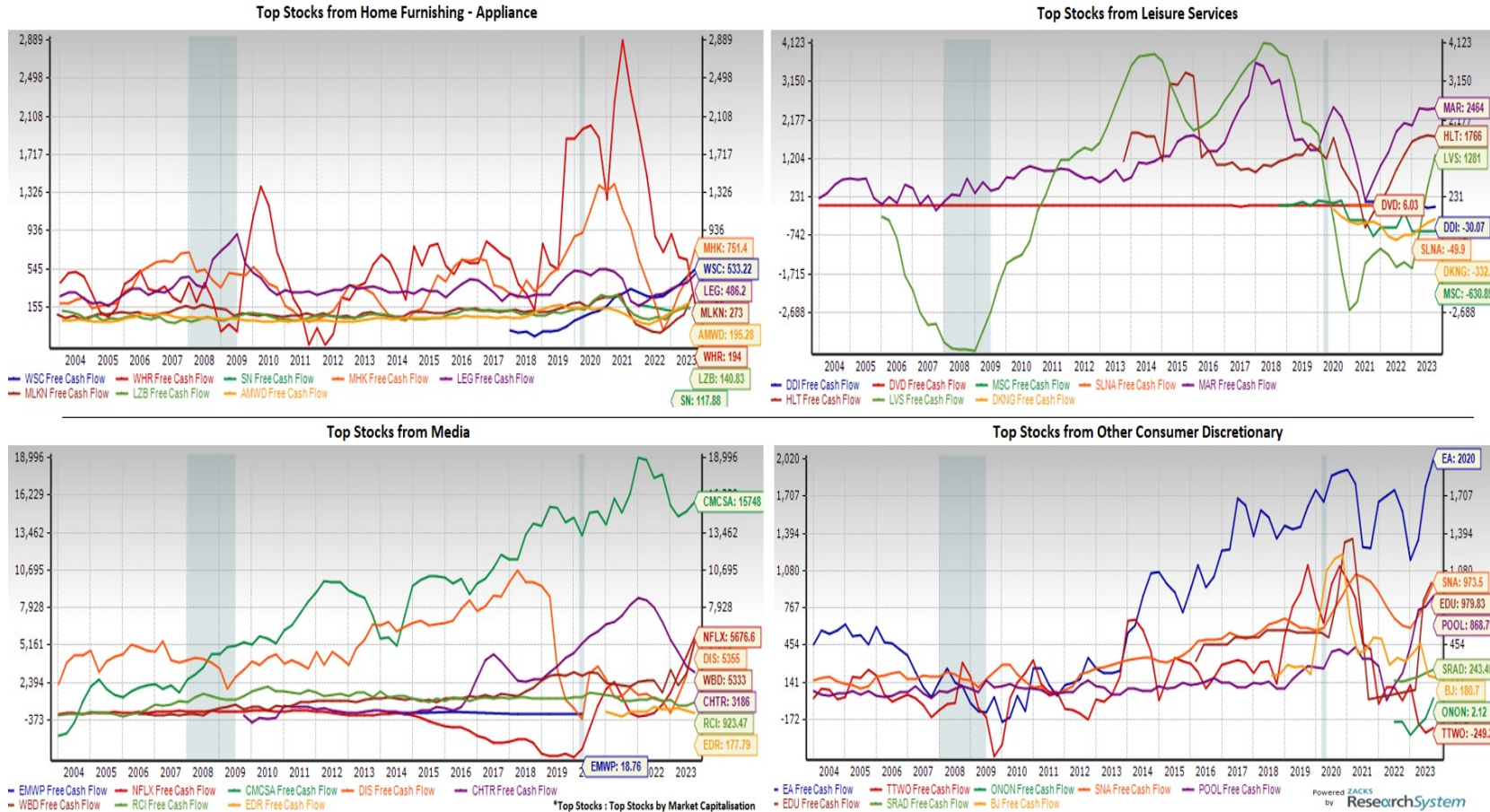
Cash received represents inflows, while money spent represents outflows.

A company creates value for shareholders through its ability to generate **positive cash flows** and **maximize long-term free cash flow (FCF)**.

Free Cash Flow Charts for four top Consumer Discr. Industries

Home Furnishing – Appliance, Leisure Services, Media, and “Other” Consumer Discretionary Industries

Free Cash Flow Charts for *Top Stocks from Home Furnishing - Appliance, Leisure Services, Media and Other Consumer Discretionary Industries over 20 years



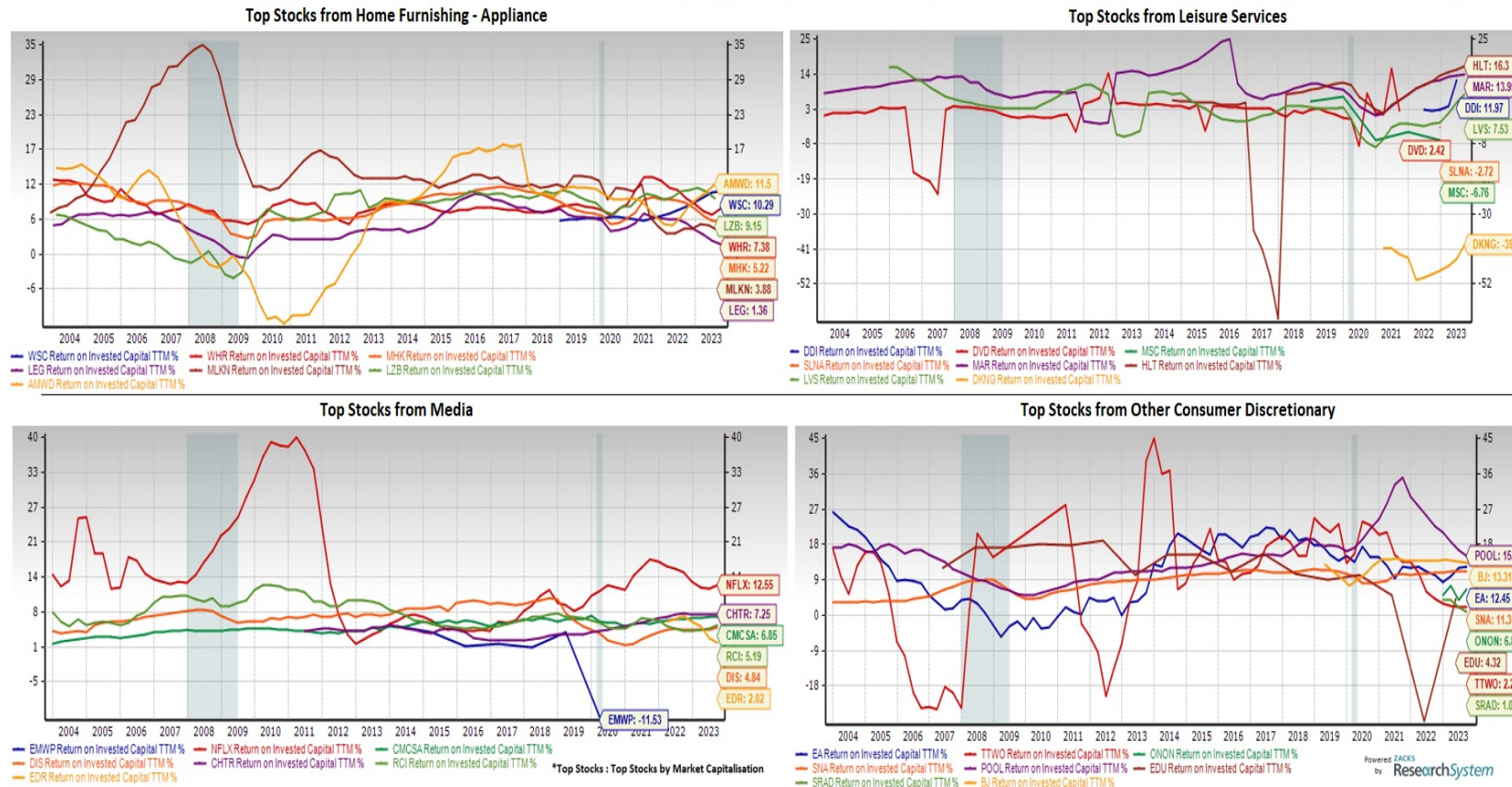
Free cash flow (FCF) is the cash a company generates after taking into consideration cash outflows that support its operations and maintain its capital assets.

In other words, free cash flow is the cash left over after a company pays for its **operating expenses (OpEx)** and **capital expenditures (CapEx)**.

ROIC Charts for Top Stocks in Four Consumer Disc. Industries

Home Furnishing – Appliance, Leisure Services, Media, and “Other” Consumer Discretionary Industries

Return on Invested Capital Charts for *Top Stocks from Home Furnishing - Appliance, Leisure Services, Media and Other Consumer Discretionary Industries over 20 years



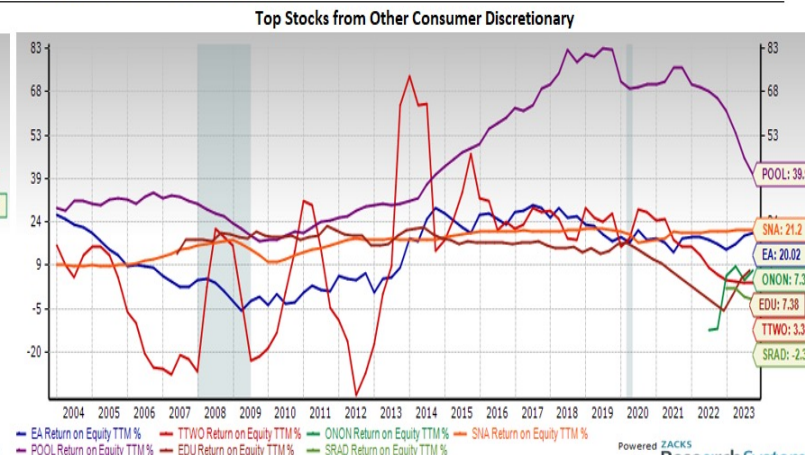
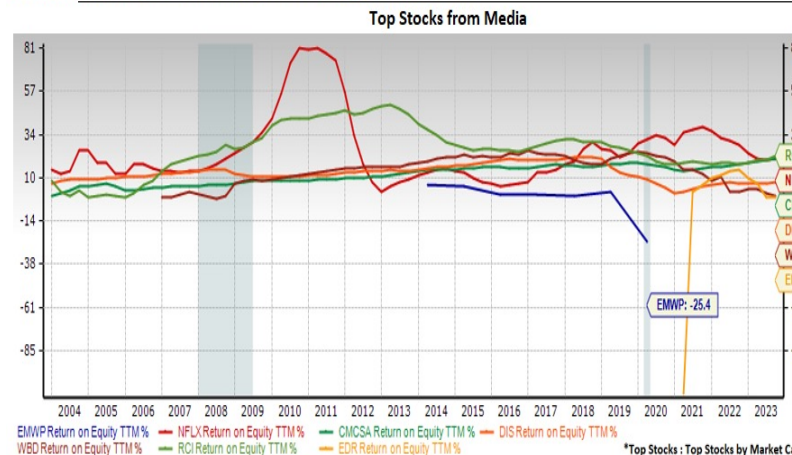
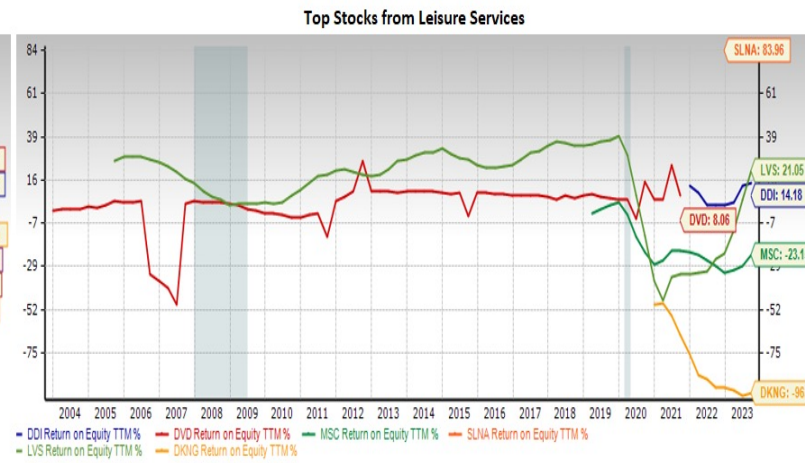
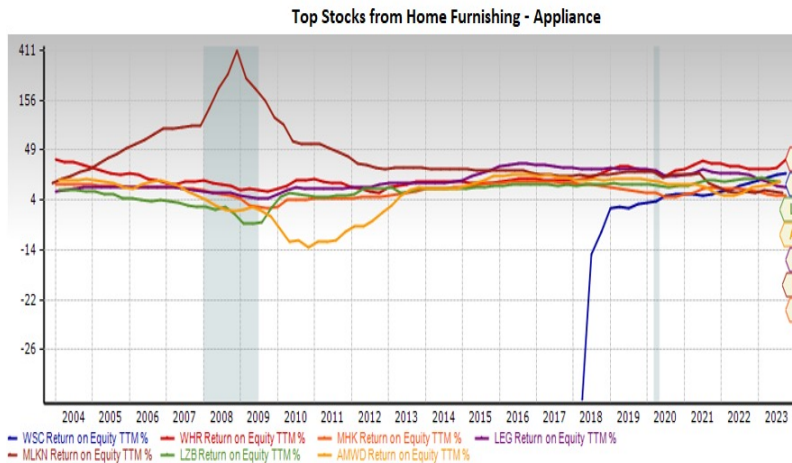
Return on invested capital (ROIC) is a calculation used to determine how well a company allocates its capital to profitable projects or investments.

Seen another way, **ROIC** is the amount of money a company makes that is above the average cost it pays for its debt and equity capital.

Return on Equity Charts for Top Stocks in Four Consumer Disc. Industries

Home Furnishing – Appliance, Leisure Services, Media, and “Other” Consumer Discretionary Industries

Return on Equity Charts for *Top Stocks from Home Furnishing - Appliance, Leisure Services, Media and Other Consumer Discretionary Industries over 20 years



The **return on equity (ROE)** is a measure of the profitability of a business in relation to its equity;

where:

$$\text{ROE} = \text{Net Income} / \text{Average Shareholders' Equity}$$

Thus, **ROE** is equal to a fiscal year's **net income**,

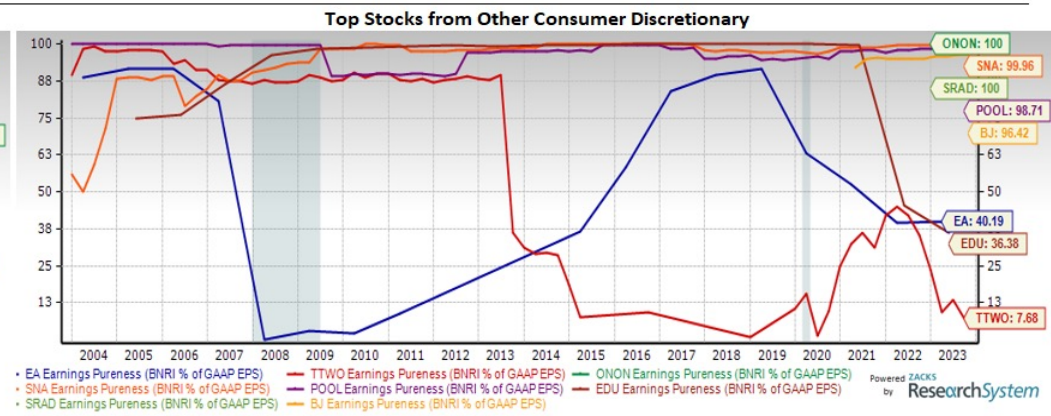
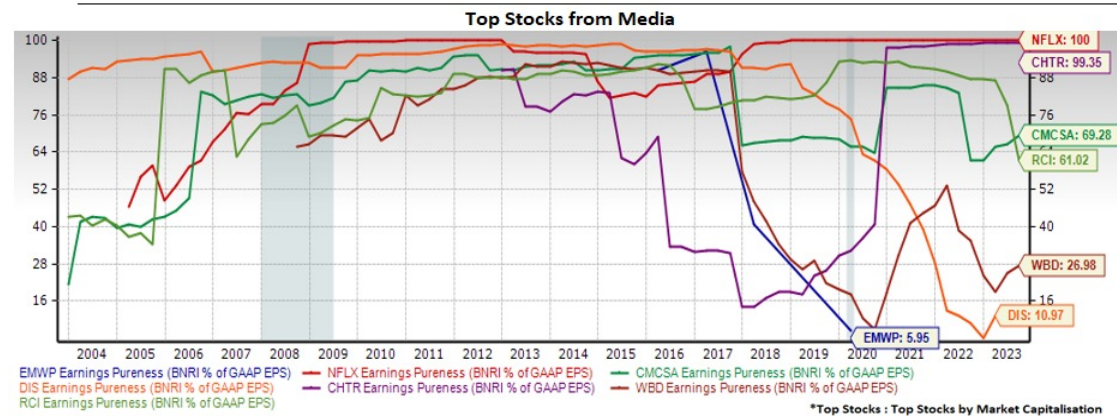
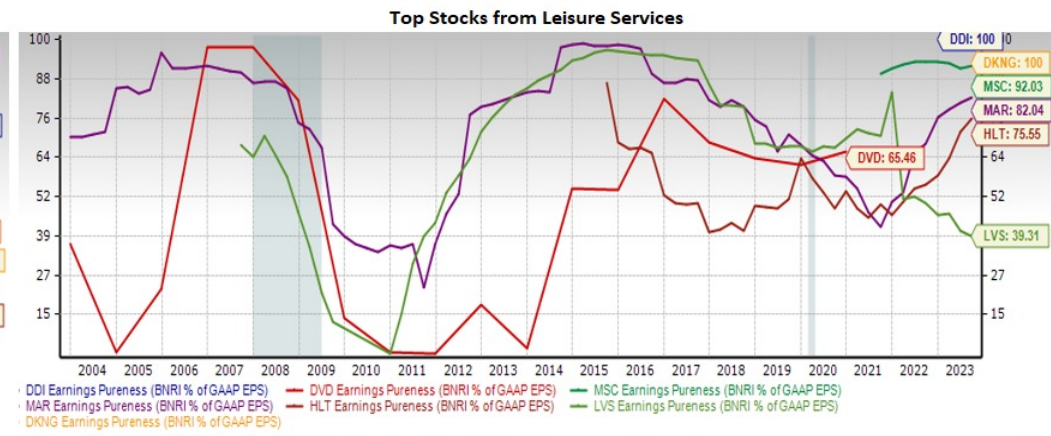
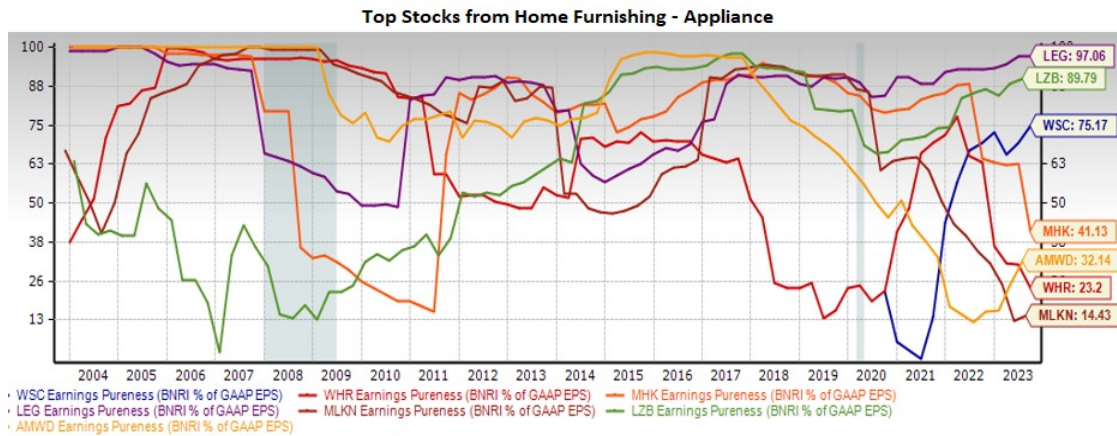
divided by

total equity, expressed as a percentage.

Earnings Pureness Charts for Top Stocks in Four Consumer Disc. Industries

Home Furnishing – Appliance, Leisure Services, Media, and “Other” Consumer Discretionary Industries

Earnings Pureness Charts for *Top Stocks from Home Furnishing - Appliance, Leisure Services, Media and Other Consumer Discretionary Industries over 20 years



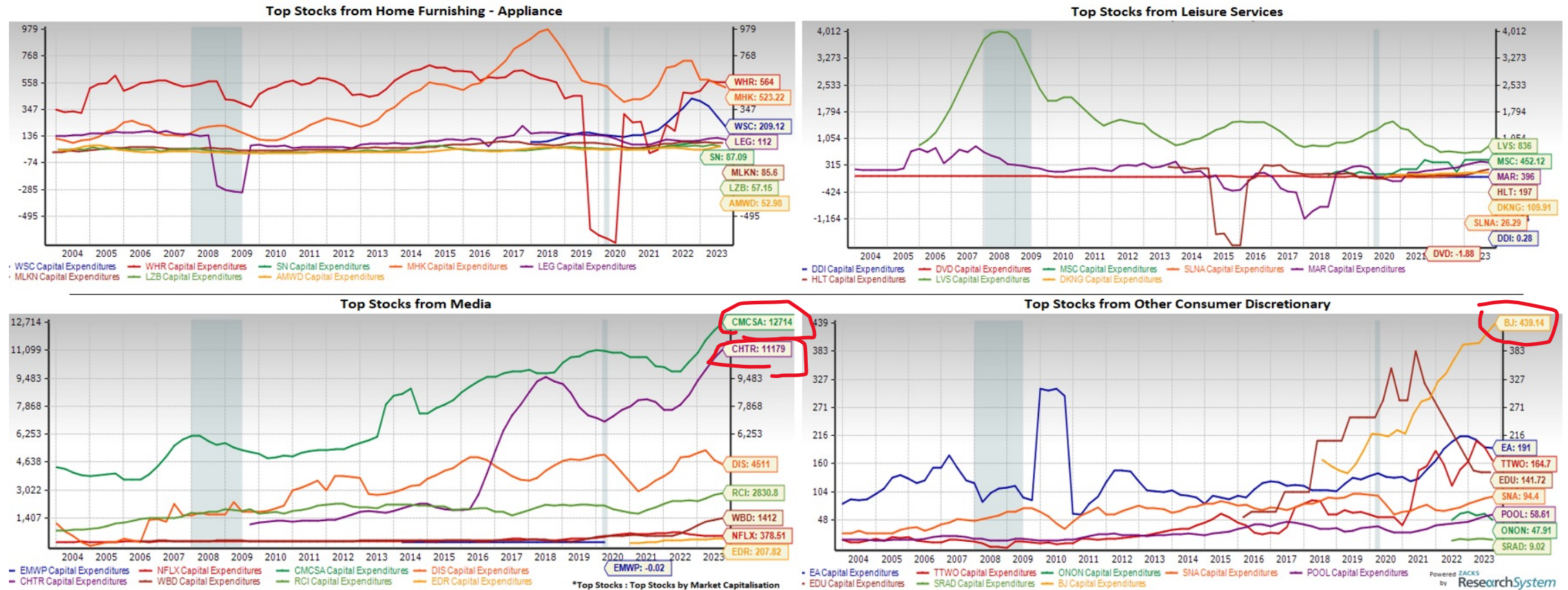
Part Two: Balance Sheet Metrics

What broad current conditions should traders and investors be made aware of?

Capital Expenditure Charts for Top Stocks in Four Consumer Disc. Industries

Home Furnishing – Appliance, Leisure Services, Media, and “Other” Consumer Discretionary Industries

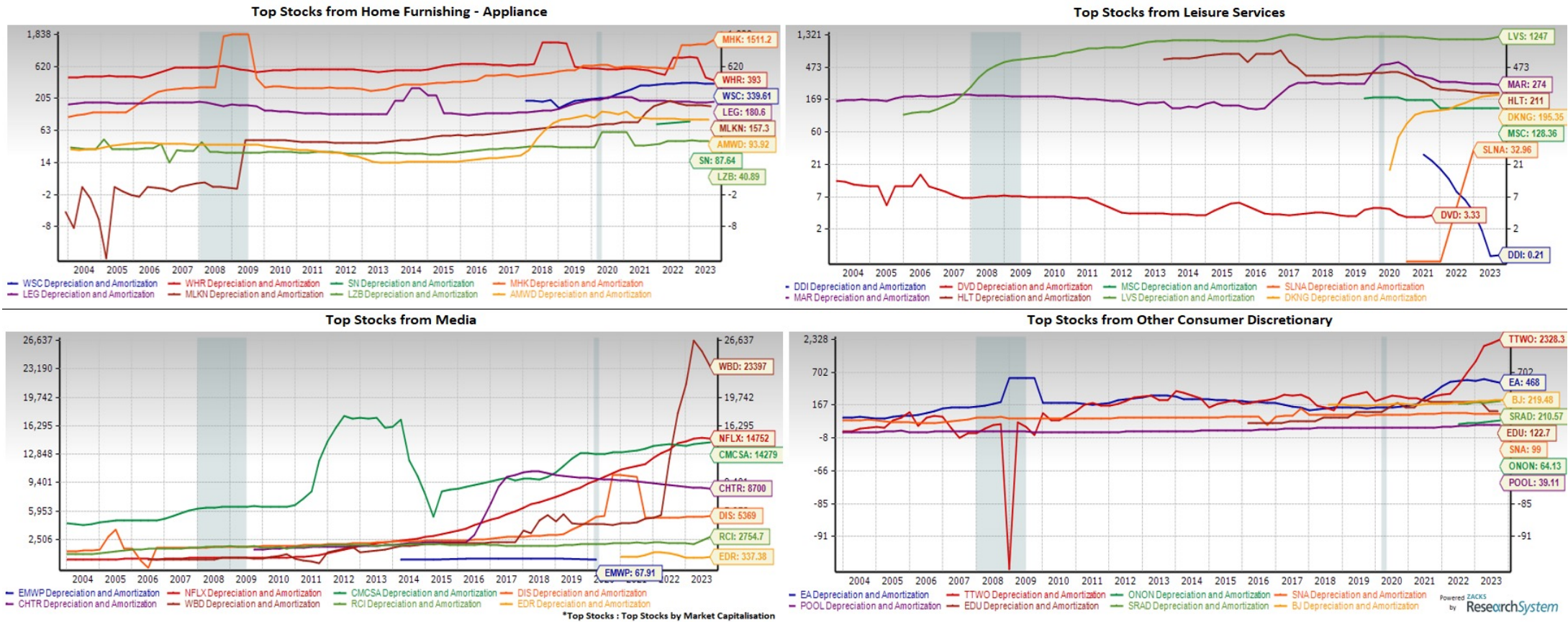
Capital Expenditure Charts for *Top Stocks from Home Furnishing - Appliance, Leisure Services, Media and Other Consumer Discretionary Industries over 20 years



Depreciation & Amort. Charts for Top Stocks in 4 Consumer Disc. Industries

Home Furnishing – Appliance, Leisure Services, Media, and “Other” Consumer Discretionary Industries

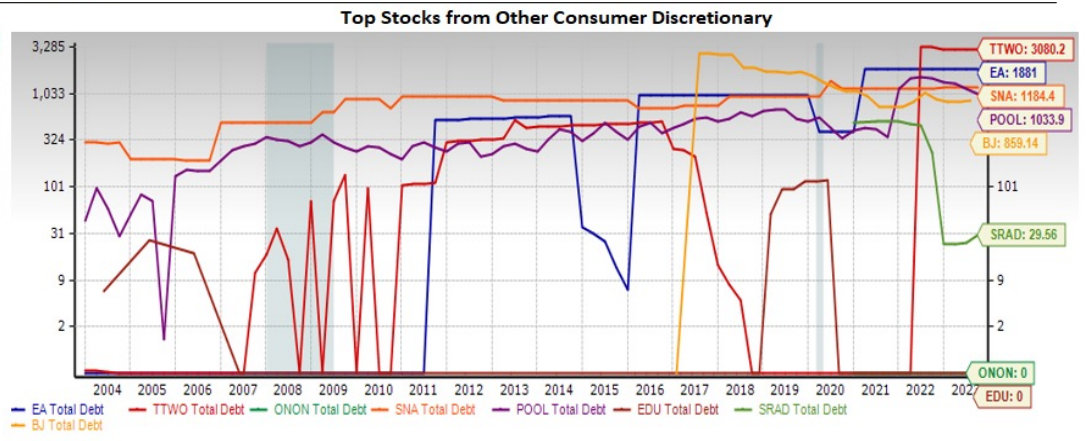
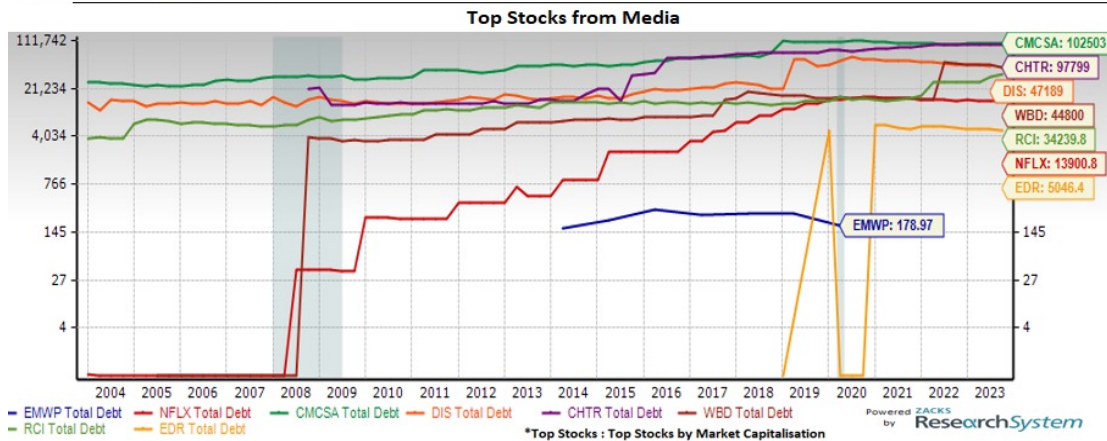
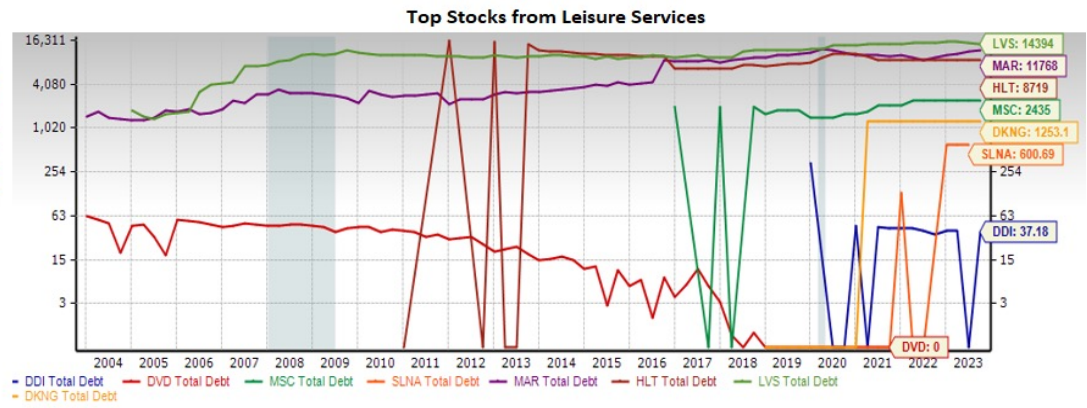
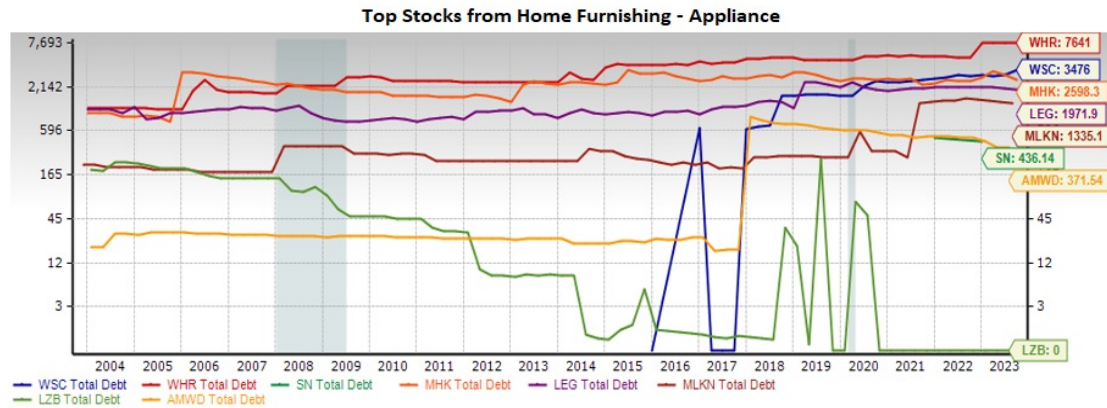
Depreciation & Amortization Charts for *Top Stocks from Home Furnishing - Appliance, Leisure Services, Media and Other Consumer Discretionary Industries over 20 years



Total Debt Charts for Top Stocks in Four Consumer Disc. Industries

Home Furnishing – Appliance, Leisure Services, Media, and “Other” Consumer Discretionary Industries

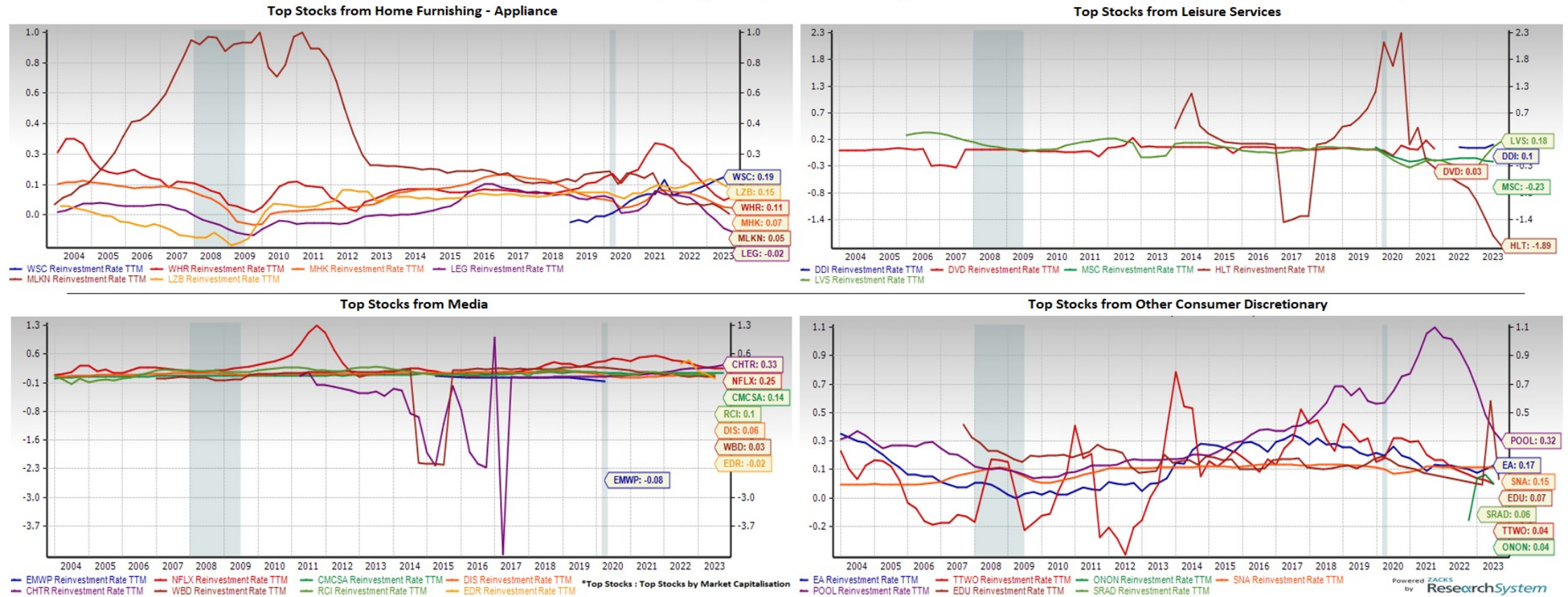
Total Debt Charts for *Top Stocks from Home Furnishing - Appliance, Leisure Services, Media and Other Consumer Discretionary Industries over 20 years



Reinvestment Rate Charts for Top Stocks in Four Consumer Disc. Industries

Home Furnishing – Appliance, Leisure Services, Media, and “Other” Consumer Discretionary Industries

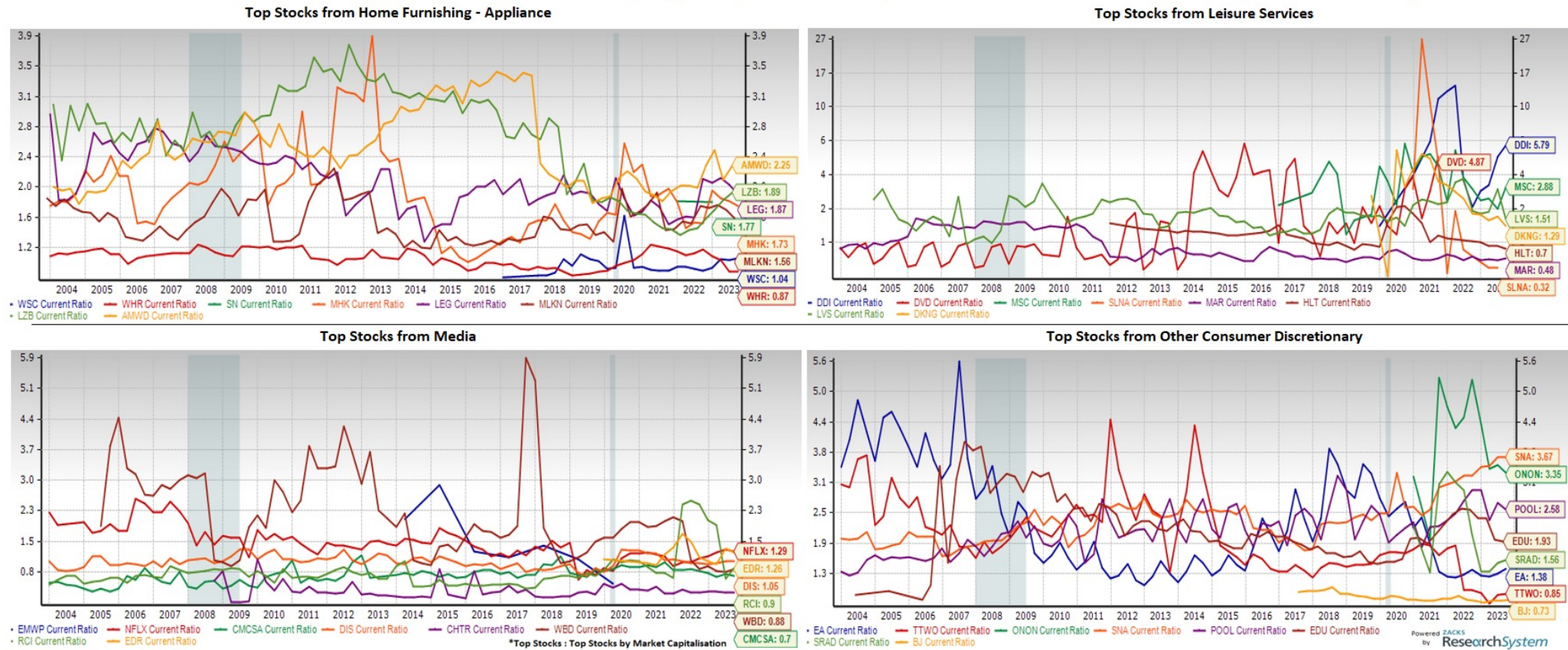
Reinvestment Rate Charts for *Top Stocks from Home Furnishing - Appliance, Leisure Services, Media and Other Consumer Discretionary Industries over 20 years



Current Ratio Charts for Top Stocks in Four Consumer Disc. Industries

Home Furnishing – Appliance, Leisure Services, Media, and “Other” Consumer Discretionary Industries

Current Ratio Charts for Top Stocks from Home Furnishing - Appliance, Leisure Services, Media and Other Consumer Discretionary Industries over 20 years



Thank You for Attending!

John Blank, PhD

Zacks Chief Equity Strategist and Economist

Zacks Professional Services

866-794-6065

strategycall@zackspro.com

www.zackspro.com



Zacks Professional Services



@ZATools