

Disclosures

The views of John Blank, PhD are not necessarily the views of Zacks Investment Research. Past performance is no guarantee of future results. Inherent in any investment is the potential for loss. This material is being provided for informational purposes only and nothing herein constitutes investment, legal, accounting or tax advice, or a recommendation to buy, sell or hold a security. No recommendation or advice is being given as to whether any investment is suitable for a particular investor. It should not be assumed that any investments in securities, companies, sectors or markets identified and described were or will be profitable. All information is current as of the date herein and is subject to change without notice. Any views or opinions expressed may not reflect those of the firm as a whole. Zacks Investment Research is not a licensed securities dealer, broker or US investment adviser or investment bank.

Zacks Top Picks in 2024 Within Our “Retail-Wholesale” Sector

Part One: [Top Picks, Retail-Wholesale Sector, Market Capitalization](#)

Part Two: [Top Picks, Retail-Wholesale Sector, By # of Analysts Covering the Stock](#)

Part Three: [Top Picks, Retail-Wholesale Sector, Largest 1 Month % Change in Current Fiscal Year \(F1\) EPS Estimate](#)

Presented by:

John Blank, PhD

Zacks Chief Equity Strategist and Economist

03/11/2024





Part One:
Top Picks
Retail-Wholesale Sector
Market Capitalization

What broad current conditions should traders and investors be made aware of?

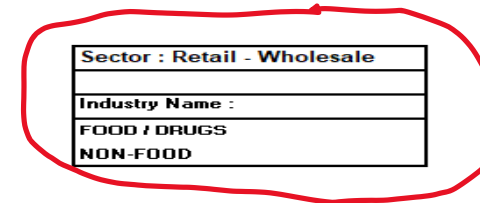
“Retail-Wholesale” at Zacks: Tickers, Company Name, Market Capitalization, Sector, and Industry Name Details

For the top 7 to 8 stocks in the Zacks “Retail-Wholesale” Sector

2 Major Groups: FOOD/DRUGS and NON-FOOD

Tickers, Company Name, Market Capitalisation, Sector and Industry Name Details

Sector : Retail - Wholesale			
Tickers	Company Name	Mkt., Cap., in \$M	Industry Name
WMT	Walmart Inc	487509.7	FOOD/DRUG-RETAIL/WHOLESALE
MCD	Mcdonalds Corp	210196.5	FOOD/DRUG-RETAIL/WHOLESALE
SBUX	Starbucks Corp	102973.6	FOOD/DRUG-RETAIL/WHOLESALE
CVS	Cvs Health Corp	93502.8	FOOD/DRUG-RETAIL/WHOLESALE
CMG	Chipotle Mexicn	73768.5	FOOD/DRUG-RETAIL/WHOLESALE
CMPGY	Compass Grp Plc	47099.1	FOOD/DRUG-RETAIL/WHOLESALE
KR	Kroger Co	39913.6	FOOD/DRUG-RETAIL/WHOLESALE
YUM	Yum! Brands Inc	39493.9	FOOD/DRUG-RETAIL/WHOLESALE
AMZN	Amazon.Com Inc	1836696.8	NONFOOD RETAIL-WHOLESALE
HD	Home Depot	374765.9	NONFOOD RETAIL-WHOLESALE
COST	Costco Whole Cp	348588.3	NONFOOD RETAIL-WHOLESALE
PROSY	Prosus Nv-Adr	196561.8	NONFOOD RETAIL-WHOLESALE
BABA	Alibaba Group	184070.3	NONFOOD RETAIL-WHOLESALE
PDD	Pinduoduo Inc	154576.4	NONFOOD RETAIL-WHOLESALE
LOW	Lowes Cos	139013.2	NONFOOD RETAIL-WHOLESALE



Sector : Retail - Wholesale			
Tickers	Company Name	Mkt., Cap., in \$M	Industry Name
FARM	Farmer Bros Co	76.3	FOOD/DRUG-RETAIL/WHOLESALE
CAVA	Cava Group Inc	7036.2	FOOD/DRUG-RETAIL/WHOLESALE
SHAK	Shake Shack Inc	4418.0	FOOD/DRUG-RETAIL/WHOLESALE
PBPB	Potbelly Corp	396.3	FOOD/DRUG-RETAIL/WHOLESALE
TAST	Carrols Restrnt	517.2	FOOD/DRUG-RETAIL/WHOLESALE
PTLO	Portillos Inc	782.3	FOOD/DRUG-RETAIL/WHOLESALE
TXRH	Texas Roadhouse	10043.6	FOOD/DRUG-RETAIL/WHOLESALE
JSAIY	Sainsbury(J)Adr	7693.2	FOOD/DRUG-RETAIL/WHOLESALE
MAKSY	Marks&Spencer	6137.2	FOOD/DRUG-RETAIL/WHOLESALE
SFM	Sprouts Fmr Mkt	6407.0	FOOD/DRUG-RETAIL/WHOLESALE
FVRR	Fiverr Intl Ltd	859.3	NONFOOD RETAIL-WHOLESALE
DIBS	1Stdibs.Com	209.1	NONFOOD RETAIL-WHOLESALE
DECK	Deckers Outdoor	23431.5	NONFOOD RETAIL-WHOLESALE
BIGC	Bigcommerce Hld	575.2	NONFOOD RETAIL-WHOLESALE
W	Wayfair Inc	7204.7	NONFOOD RETAIL-WHOLESALE
AMZN	Amazon.Com Inc	1836696.8	NONFOOD RETAIL-WHOLESALE
MYTE	Myt Neth Par Bv	325.1	NONFOOD RETAIL-WHOLESALE
HGTY	Hagerty Inc	3020.6	NONFOOD RETAIL-WHOLESALE
ANF	Abercrombie	6440.9	NONFOOD RETAIL-WHOLESALE
BLDR	Builders Firsts	24891.6	NONFOOD RETAIL-WHOLESALE
GME	Gamestop Corp	4662.1	NONFOOD RETAIL-WHOLESALE

Note : Top 7 / 8 Stocks from each of the Retail / Wholesale Industries by Largest 1Month % change

Source : Zacks Investment Research

Sector : Retail - Wholesale			
Tickers	Company Name	Mkt., Cap., in \$M	Industry Name
CMG	Chipotle Mexicn	73768.5	FOOD/DRUG-RETAIL/WHOLESALE
DRI	Darden Restrnt	20680.8	FOOD/DRUG-RETAIL/WHOLESALE
DPZ	Dominos Pizza	15574.3	FOOD/DRUG-RETAIL/WHOLESALE
MCD	Mcdonalds Corp	210196.5	FOOD/DRUG-RETAIL/WHOLESALE
QSR	Restaurant Brnd	25261.1	FOOD/DRUG-RETAIL/WHOLESALE
SBUX	Starbucks Corp	102973.6	FOOD/DRUG-RETAIL/WHOLESALE
WMT	Walmart Inc	487509.7	FOOD/DRUG-RETAIL/WHOLESALE
AMZN	Amazon.Com Inc	1836696.8	NONFOOD RETAIL-WHOLESALE
BKNG	Booking Holdngs	118838.5	NONFOOD RETAIL-WHOLESALE
COST	Costco Whole Cp	348588.3	NONFOOD RETAIL-WHOLESALE
DG	Dollar General	34884.7	NONFOOD RETAIL-WHOLESALE
HD	Home Depot	374765.9	NONFOOD RETAIL-WHOLESALE
LOW	Lowes Cos	139013.2	NONFOOD RETAIL-WHOLESALE
TGT	Target Corp	79193.5	NONFOOD RETAIL-WHOLESALE
W	Wayfair Inc	7204.7	NONFOOD RETAIL-WHOLESALE

Note : Top 7 / 8 Stocks in each of the Retail/Wholesale Industries by # of Analysts covering these Stocks.

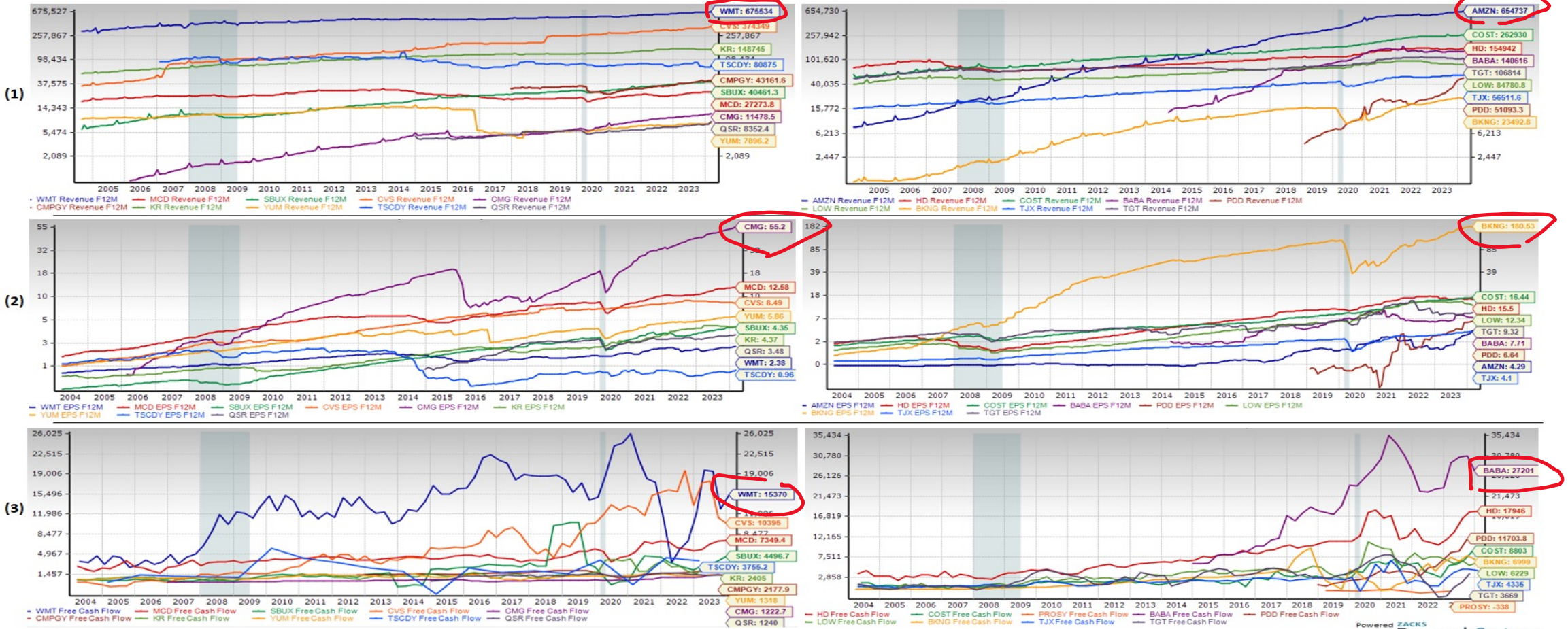
Top 8/9 Stocks, by Market Cap, from the "Retail-Wholesale" Industries - 1

(1) Revenue F12M,

(2) EPS F12M,

(3) Free Cash Flow

Revenue F12M - (1), EPS F12M - (2) & Free Cash Flow - (3) Charts for Top 8/9 Stocks by Market Cap., from the "Retail - Wholesale" Industries

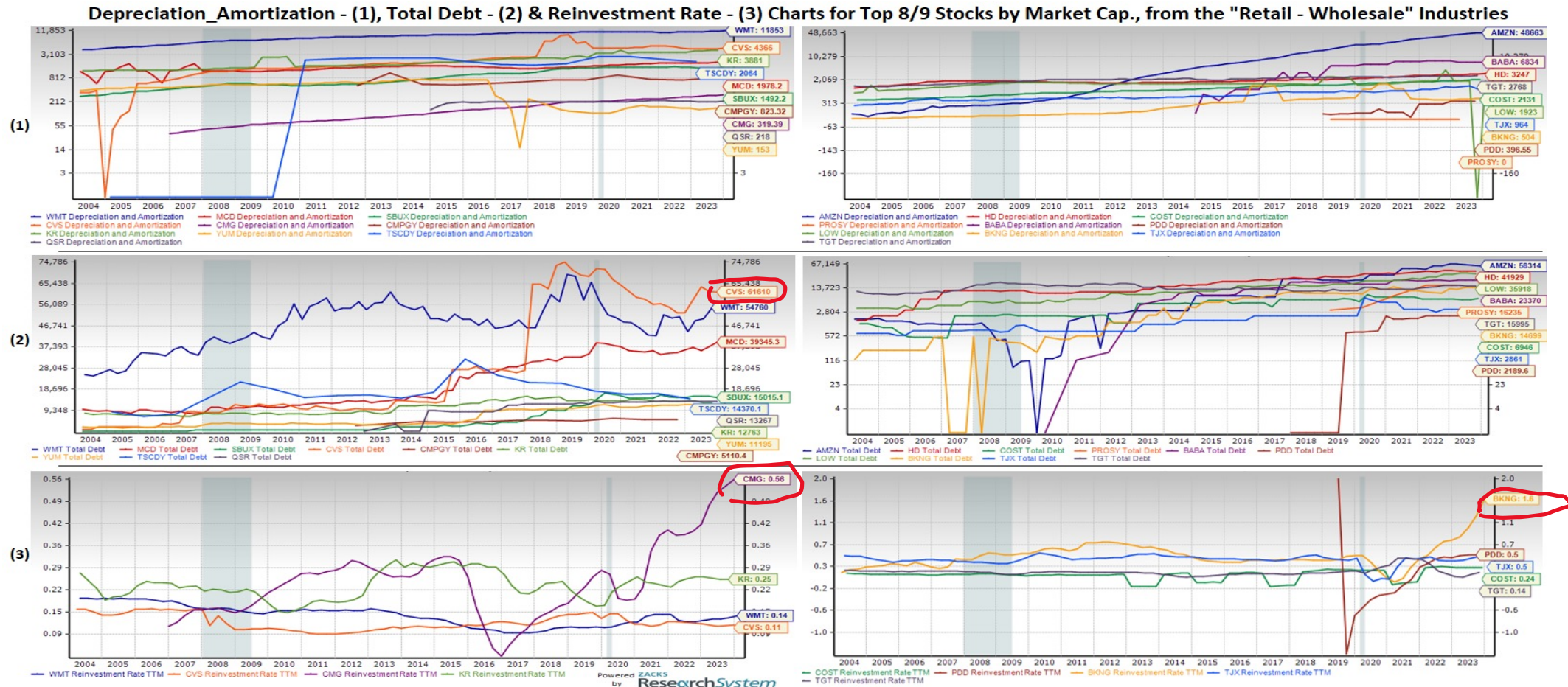


Top 8/9 Stocks, by Market Cap, from the "Retail-Wholesale" Industries - 2

(1) Depreciation-Amortization,

(2) Total Debt,

(3) Reinvestment Rate



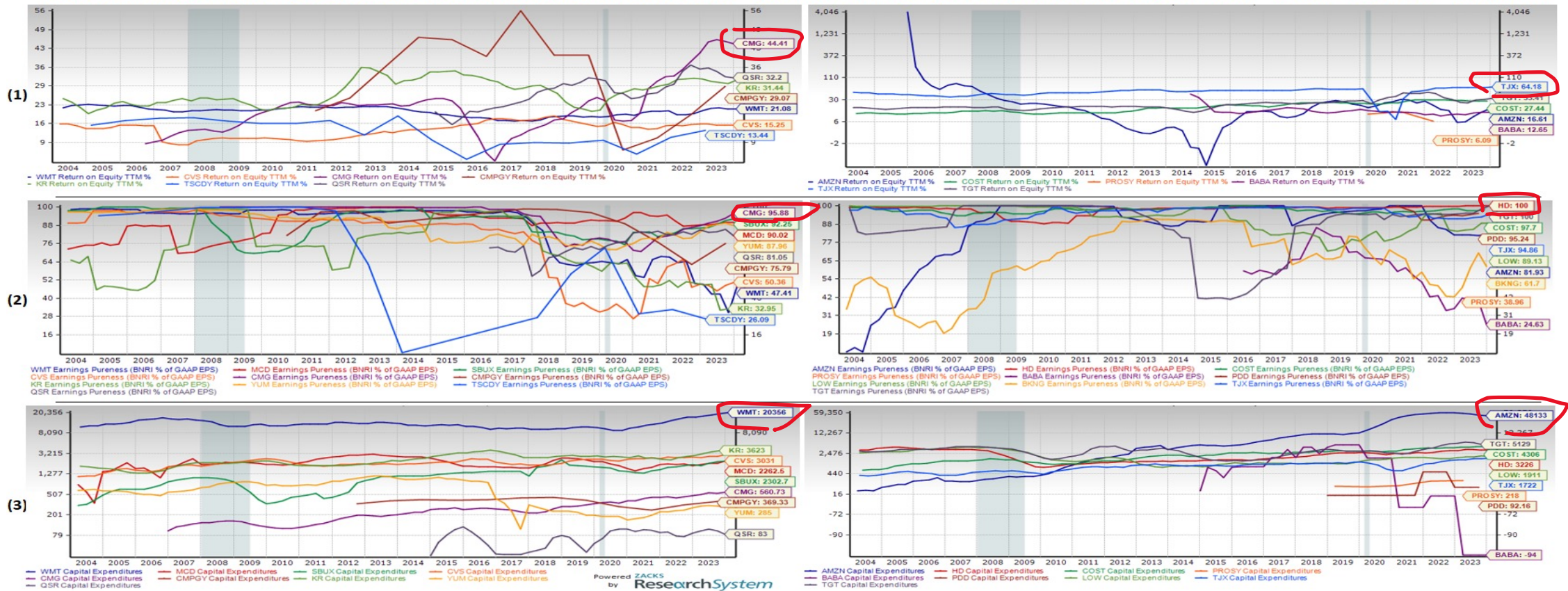
Top 8/9 Stocks, by Market Cap, from the "Retail-Wholesale" Industries - 3

(1) Return on Equity TTM,

(2) Earnings Pureness,

(3) Capital Expenditure

Return on Equity TTM % - (1), Earnings Pureness - (2) & Capital Expenditure - (3) Charts for Top 8/9 Stocks by Market Cap, from the "Retail - Wholesale" Industries



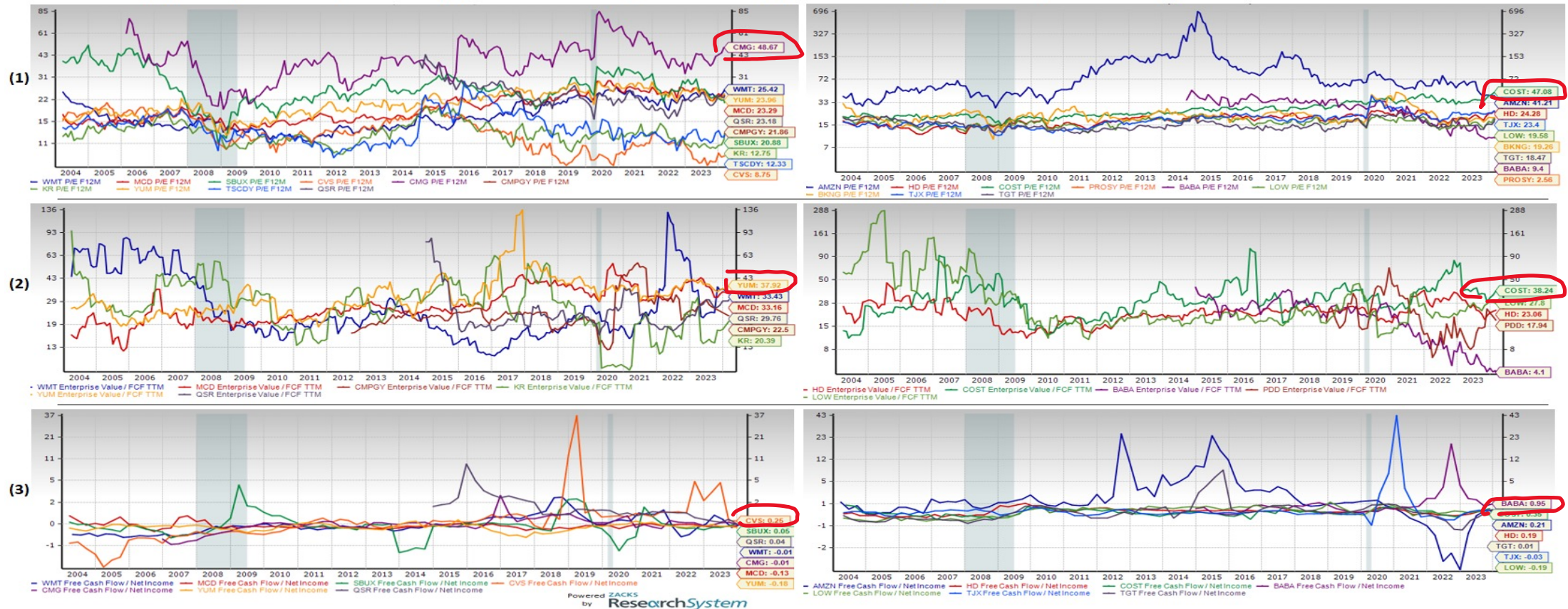
Top 8/9 Stocks, by Market Cap, from the "Retail-Wholesale" Industries - 4

(1) P/E F12M,

(2) Enterprise Value/FCF TTM

(3) Free Cash Flow/Net Income

PE F12M - (1), Enterprise Value/FCF TTM - (2) & Free Cash Flow/Net Income - (3) Charts for Top 8/9 Stocks by Market Cap., from the "Retail - Wholesale" Industries





Part Two:
Top Picks
Retail Wholesale Sector
By # of Analysts Covering the Stock

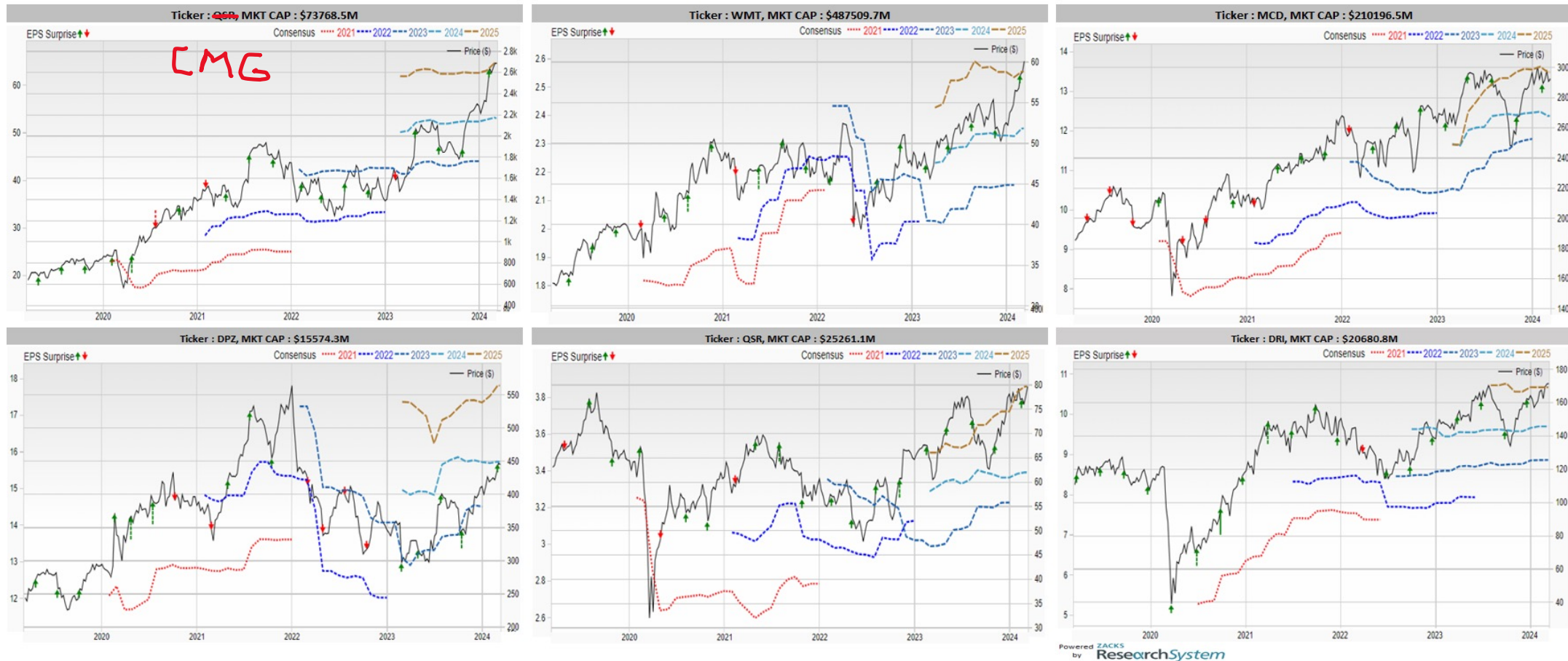
What broad current conditions should traders and investors be made aware of?

By # of Analysts Covering a Stock: From "Retail-Wholesale" FOOD/DRUG

FOOD/DRUG

Price, EPS Consensus, and EPS Surprise Charts for Top 6 Stocks

Price, EPS Consensus and EPS Surprise Charts for Top 6 Stocks by # of Analysts covering Stocks from the "Retail - Wholesale" Industry : FOOD/DRUG - 1

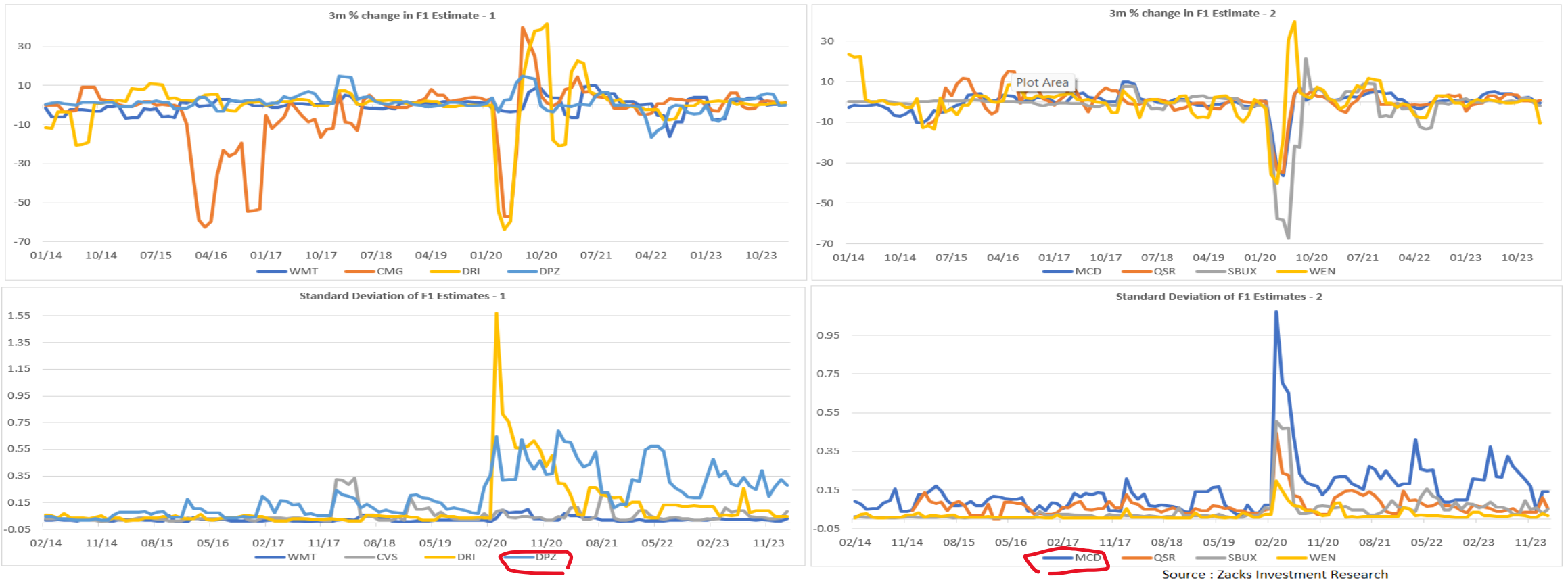


By # of Analysts Covering a Stock, in the "Retail-Wholesale Industry - 1

FOOD/DRUGS

3 month percent change in the F1 consensus estimate ... and its standard deviation

3 Month Percent Change in the F1 Consensus Estimate and its Standard Deviation for Top Stocks by # of Analysts covering them in the "Retail - Wholesale" Industry : FOODS / DRUGS

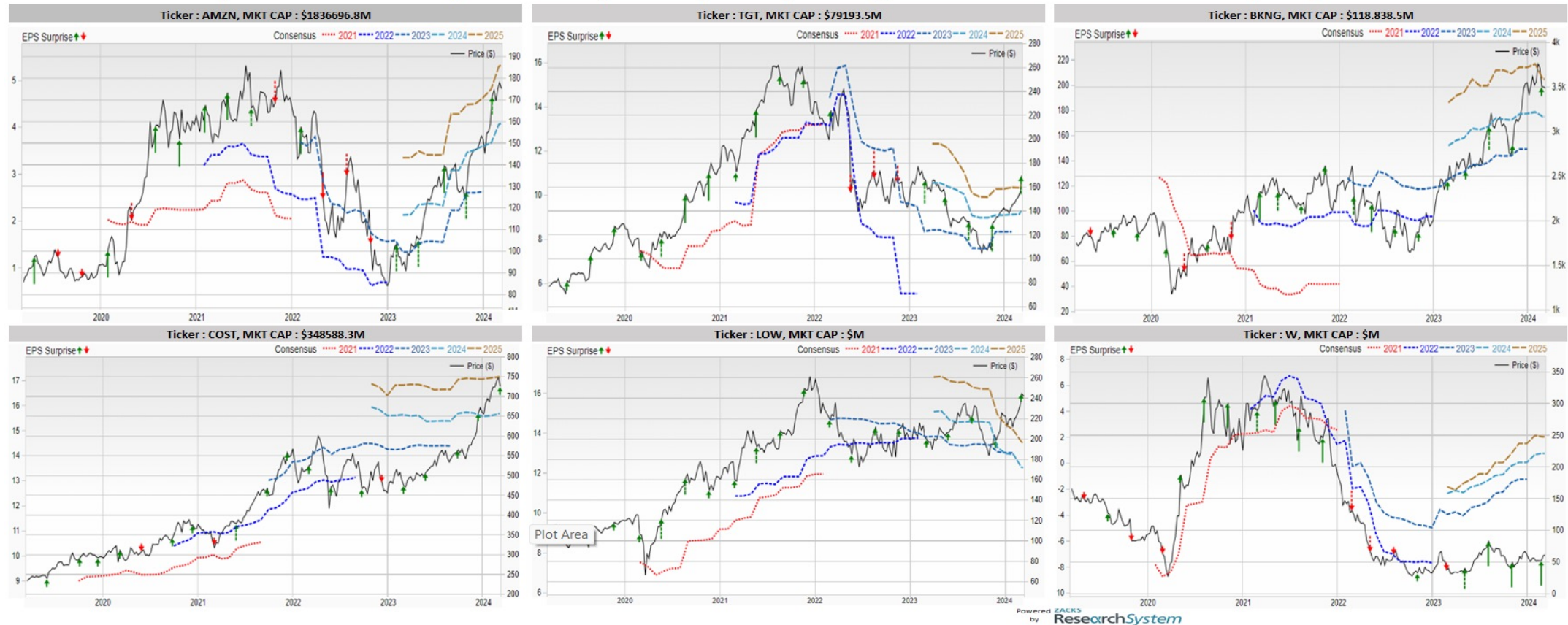


Price, EPS Consensus, and EPS Surprise Charts

NON-FOOD: The Top 6 Stocks.

By # of analysts covering a stock, from the "Retail-Wholesale Industry"

Price, EPS Consensus and EPS Surprise Charts for Top 6 Stocks by # of Analysts covering Stocks from the "Retail - Wholesale" Industry : NON_FOOD - 2

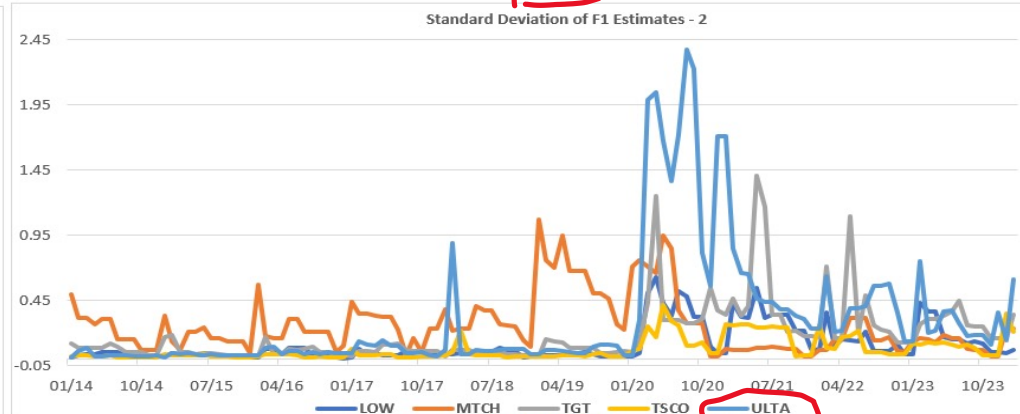
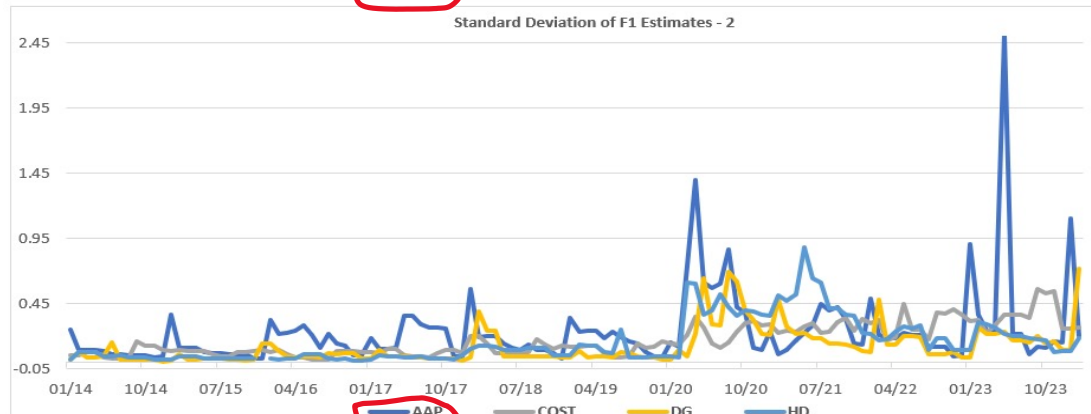
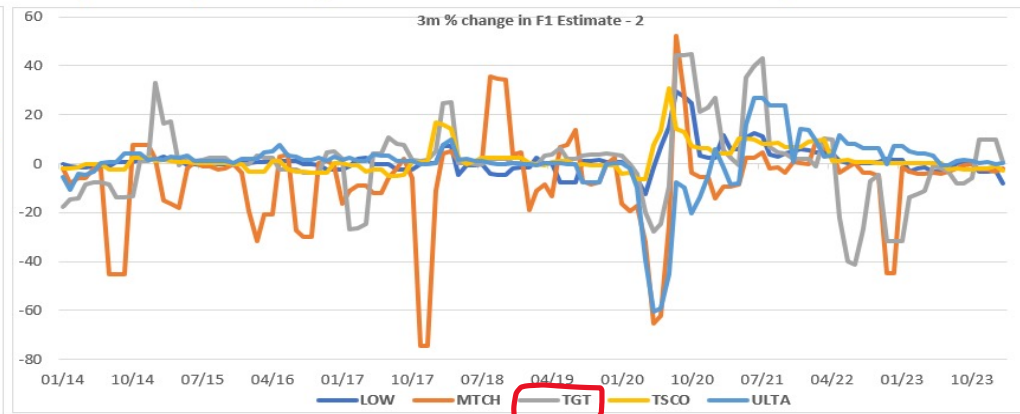
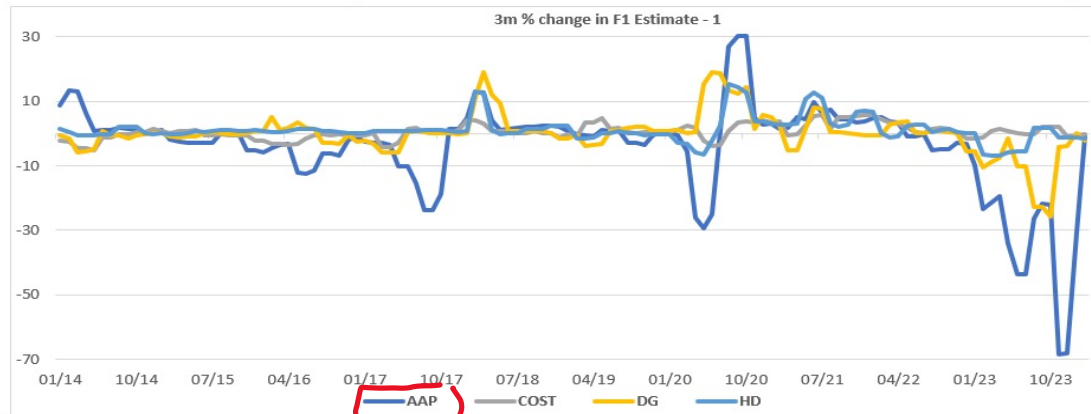


By # of Analysts Covering a Stock, in the "Retail-Wholesale Industry - 2

NONFOOD

3 month percent change in the F1 consensus estimate... and its standard deviation

3 Month Percent Change in the F1 Consensus Estimate and its Standard Deviation for Top Stocks by # of Analysts covering them in the "Retail - Wholesale" Industry : NONFOOD



Source : Zacks Investment Research

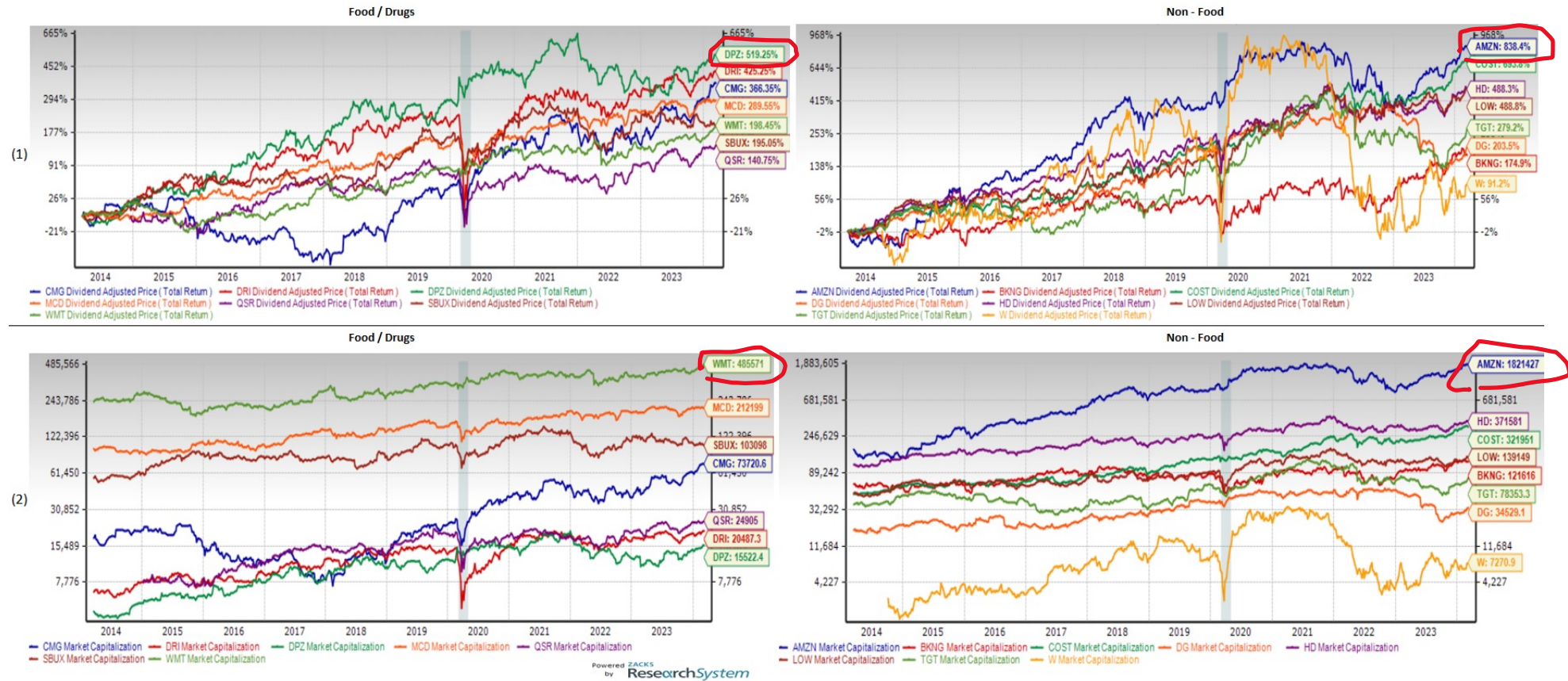
AAP: Advance Auto Parts

By # of Analysts Covering a Stock, in the "Retail-Wholesale" Industries

(1) Total Return Performance,

(2) Market Capitalization,

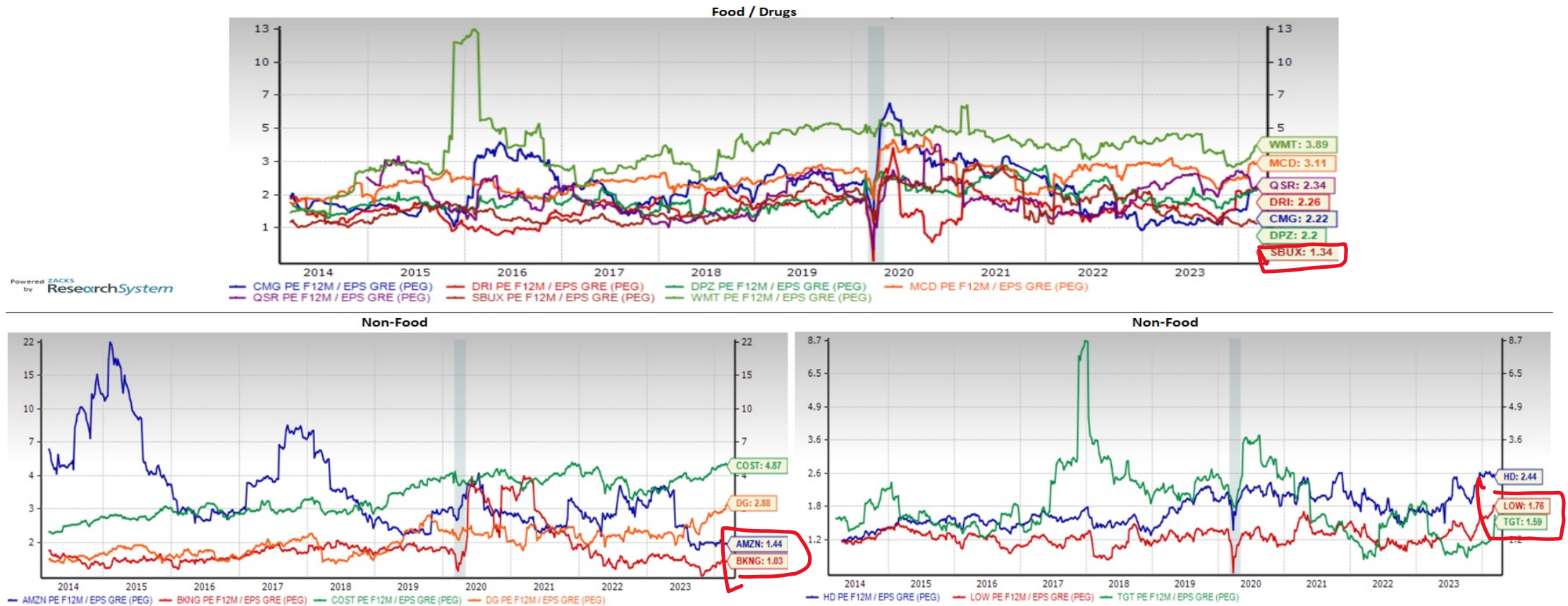
Total Return Performance (1) and Market Capitalisation (2) - Charts for Top 7/8 Stocks by # of Analysts covering them in the Retail - Whole Industries : Food / Drugs and Non-Food



Top Stocks, by # of Analysts Covering a Stock, in the “Retail-Wholesale” Industries

PEG Ratio Charts

PEG Ratio charts for Top Stocks by # of Analysts covering them in the RETAIL - WHOLESALE Industries - Food / Drugs (Top) and Non-Food (Bottom)



Part Three: Top Picks

Consumer Discretionary Sector

Largest 1 Month % Change in Current Fiscal Year (F1) EPS Estimate

What broad current conditions should traders and investors be made aware of?

Largest 1 Month % Change in F1 Consensus Estimate, "Retail-Wholesale Firms - 1"

(1) Net Cash/Mkt. Cap,

(2) Price/Sales F1,

(3) EV/Gross Profit TTM

Net Cash/Mkt., Cap - (1), Price/Sales F1 - (2) & EV/Gross Profit TTM - (3) Charts for Top 8/9 Stocks by Largest 1 Month % change in F1 Consensus Estimate from the "Retail - Wholesale" Industries



J Sainsbury plc (JSAIY) is a leading U.K. food retailer with interests in financial services. It consists of Sainsbury's Supermarkets, Sainsbury's Local, Bells Stores, Jacksons Stores and JB Beaumont, Sainsbury's Online and Sainsbury's Bank. It employs 148,000 people.

Fiverr International Ltd (FVRR) provides an online marketplace for selling goods and services. The Company provides logo, poster and brochure designing, as well as photoshop editing, content marketing, web analytics and translation services. Fiverr International Ltd. is based in New York.

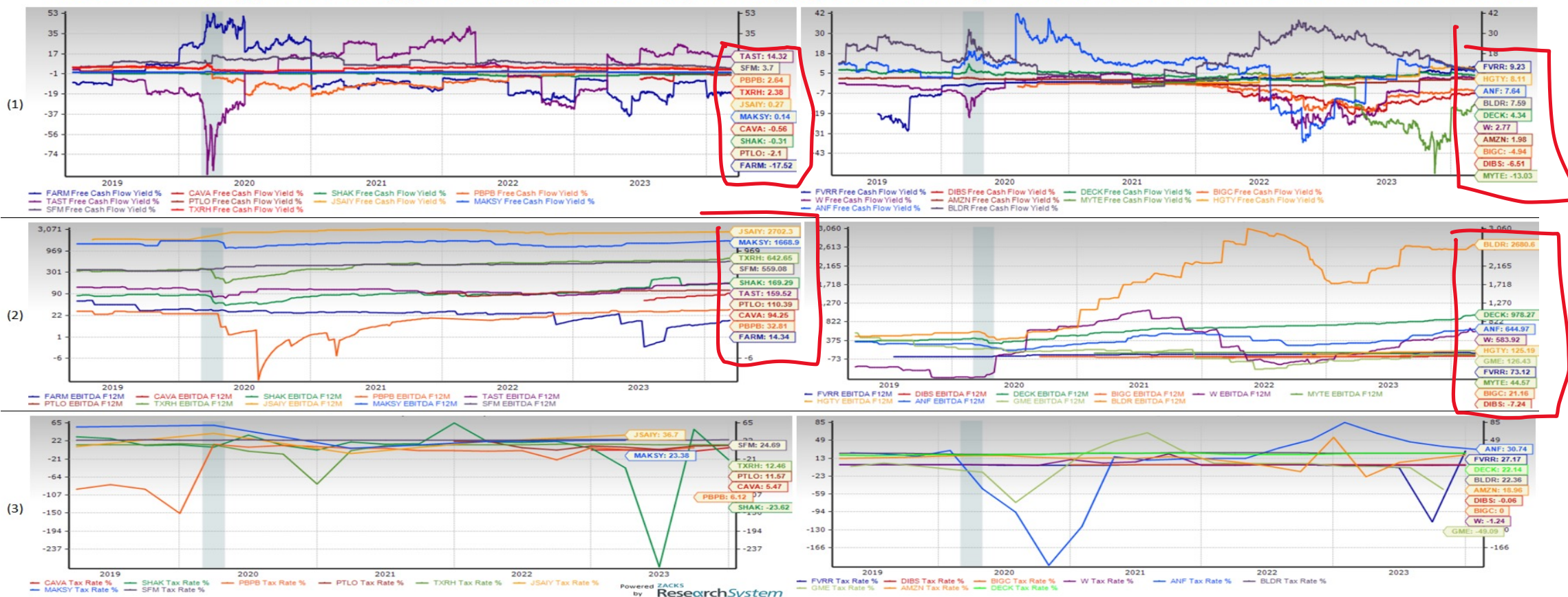
Largest 1 Month % Change in F1 Consensus Estimate from the "Retail-Wholesale" Industries - 2

(1) Free Cash Flow Yield (%)

(2) EBITDA F12M

(3) Tax Rate %

Free Cash Flow Yield % - (1), EBITDA F12M - (2) & Tax Rate % - (3) Charts for Top 8/9 Stocks by Largest 1 Month % change in F1 Consensus Estimate from the "Retail - Wholesale" Industries



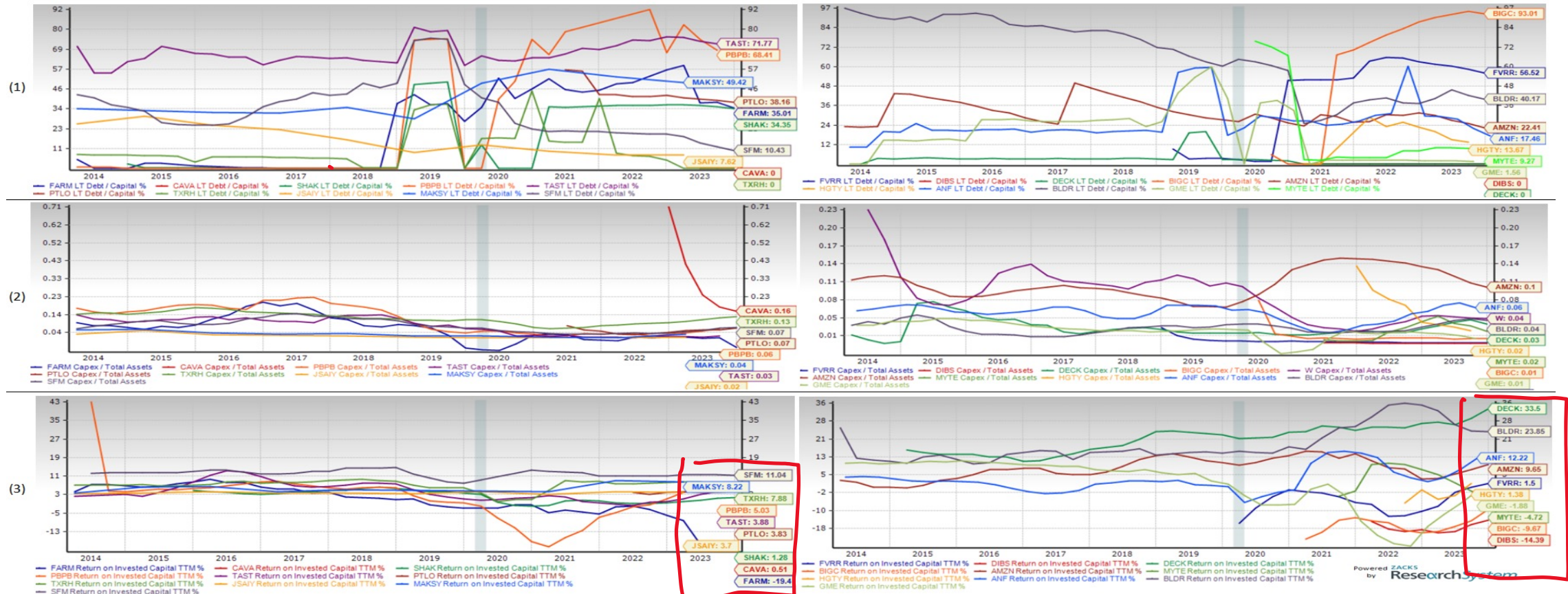
Top 8/9 Stocks by Largest 1 Month % Change in F1 Consensus Estimate From the "Retail-Wholesale" Industries

(1) LT Debt/Capital,

(2) Capex/Total Assets,

(3) ROIC TTM (%)

LT Debt/Capital % - (1), Capex/Total Assets - (2) & RoIC TTM % - (3) Charts for Top 8/9 Stocks by Largest 1 Month % change in F1 Consensus Estimate from the "Retail - Wholesale" Industries



Thank You for Attending!

John Blank, PhD

Zacks Chief Equity Strategist and Economist

Zacks Professional Services

866-794-6065

strategycall@zackspro.com

www.zackspro.com



Zacks Professional Services



@ZATools