

Disclosures

The views of John Blank, PhD are not necessarily the views of Zacks Investment Research. Past performance is no guarantee of future results. Inherent in any investment is the potential for loss. This material is being provided for informational purposes only and nothing herein constitutes investment, legal, accounting or tax advice, or a recommendation to buy, sell or hold a security. No recommendation or advice is being given as to whether any investment is suitable for a particular investor. It should not be assumed that any investments in securities, companies, sectors or markets identified and described were or will be profitable. All information is current as of the date herein and is subject to change without notice. Any views or opinions expressed may not reflect those of the firm as a whole. Zacks Investment Research is not a licensed securities dealer, broker or US investment adviser or investment bank.

The Great Business Solutions Groups Zacks Top Business Services Stocks

Part One: [Top Stocks by Market Capitalization](#)

Part Two: [Top Stocks by the Maximum Number of Analysts](#)

Part Three: [Top Stocks by the Largest 1 Month % Change, in Current Fiscal Year F1 EPS Estimates](#)

Presented by:

John Blank, PhD

Zacks Chief Equity Strategist and Economist

04/07/2025



Review Table for Business Services Sector Stocks, in 2025: With Stock Tickers, Company Names, & Market Capitalizations

Market Cap (in \$Millions) for Business Services Industry Code (59)

Tables with Tickers. Company Name. Mkt. Cap., in \$Millions and Zacks Industry Codes for the Business Services Sector

Ticker	Company	Market Cap (\$mil)	Industry Code	Tickers	Company Names	Mkt. Cap in \$Millions	Industry code	Tickers	Company Names	Mkt. Cap in \$Millions	Industry code
V	Visa Inc-A	630511.0	59	EFX	Equifax Inc	28928.3	59	AISP	Airship Ai Hldg	123.2	59
MA	Mastercard Inc	483707.0	59	PYPL	Paypal Holdings	61046.1	59	GRRR	Gorilla Tech Gp	350.6	59
SPGI	S&P Global Inc	153587.0	59	FI	Fiserv Inc	121154.7	59	BWMN	Bowman Consultg	364.6	59
MPNGY	Meituan Adr	122682.0	59	MA	Mastercard Inc	483706.9	59	DRCT	Direct Dig Hldg	10.5	59
FI	Fiserv Inc	121155.0	59	V	Visa Inc-A	630511.1	59	PATH	Uiopath Inc	5658.3	59
WM	Waste Mgmt-New	95284.0	59	GPN	Global Payments	22861.6	59	RCAT	Red Cat Hldgs	581.5	59
APP	Applovin Corp	89062.0	59	TRU	Transunion	14706.6	59	ILLM	Illumin Holdngs	NA	59
RCRUY	Recruit Hldgs	84210.0	59	FIS	Fidelity Nat In	39467.3	59	SMRT	Smartrent Inc	206.0	59
CTAS	Cintas Corp	82666.0	59	RSG	Republic Svcs	77584.1	59	BTM	Bit Mining Ltd	23.8	59
TRI	Thomson Reuters	79177.0	59	WCN	Waste Connectn	51659.3	59	USIO	Usio Inc	37.9	59
RSG	Republic Svcs	77584.0	59	WM	Waste Mgmt-New	95284.4	59	ALYAF	Alithya Group	105.8	59
PYPL	Paypal Holdings	61046.0	59	CTAS	Cintas Corp	82666.0	59	BLDE	Blade Air Mobil	208.0	59
CPRT	Copart Inc	54720.0	59	PNR	Pentair Plc	13439.2	59	SHIM	Shimmick Corp	56.7	59
WCN	Waste Connectn	51659.0	59	SPGI	S&P Global Inc	153587.3	59	PRSO	Peraso Inc	3.0	59
VRSK	Verisk Analytic	42797.0	59	FOUR	Shift4 Payments	7064.6	59	NVRI	Enviri Corp	510.2	59
EXPGY	Experian Plc	42035.0	59	FDS	Factset Resh	16624.8	59	GDS	Gds Holdings	4651.4	59
FIS	Fidelity Nat In	39467.0	59	GFL	Gfl Environmntl	18933.5	59	DETF	Defi Tech Inc	667.7	59
WTKWY	Wolters Kluwer	37876.0	59	TIXT	Telus Intl	715.0	59	NEXCF	Nextech3D.Ai Cp	4.0	59
AMADY	Amadeus It Grp	35806.0	59	VRSK	Verisk Analytic	42796.9	59	ECX	Ecarx Holdings	404.1	59
IT	Gartner Inc -A	31108.0	59	ACCD	Accolade Inc	574.8	59	WLDN	Willdan Group	581.8	59
EFX	Equifax Inc	28928.0	59	APP	Applovin Corp	89062.3	59	MLNK	Meridianlink	1347.9	59
BR	Broadridge Finl	28074.0	59	COHR	Coherent Corp	8354.3	59	CLMB	Climb Gbl Sol	473.5	59
ROL	Rollins Inc	27116.0	59	CPAY	Corpay Inc	22313.5	59	CXM	Sprinklr Inc	1978.0	59
XYL	Xylem Inc	27009.0	59	DUOL	Duolingo Inc	14201.7	59	YMM	Full Truck Alnc	13202.5	59
CGEMY	Capgemini Sa	25402.0	59	INGM	Ingram Micro HI	3968.6	59	AMPX	Amprius Tech	299.5	59
IRM	Iron Mountain	24410.0	59	CXM	Sprinklr Inc	1978.0	59	NOTE	Fiscalnote Hldg	102.2	59
NTDTY	Ntt Data Cp Ltd	23968.0	59	PATH	Uiopath Inc	5658.3	59	DAVE	Dave Inc	1039.5	59
VLTO	Veralto Corp	23292.0	59	WU	Western Union	3515.8	59	III	Information Svc	180.5	59
PUBGY	Publicis Gp-Adr	23222.0	59	WEX	Wex Inc	5535.5	59	MOGO	Mogo Inc	20.6	59
GPN	Global Payments	22862.0	59	COUR	Coursera Inc	1021.9	59	GAMB	Gambling.Com	425.8	59
				EXLS	Exlserve Hldg	7479.0	59	OPFI	Oppfi Inc	774.2	59
				IAS	Integral Ad Sci	1190.8	59	AIRJ	Airjoule Tech	278.9	59

Note : List of Top Tickers from the Business Services Sector by Market Capitalisation

Source : Zacks Investment Research

Note : List of Top Tickers from the Business Services Sector by Max. # of Analysts following the Stock

Note : List of Top Tickers from the Business Services Sector by Largest % change in 1 month F1 Estimate

Part One: Top Stocks by Market Capitalization

What broad current conditions should traders and investors be made aware of?

Return on Equity Charts for Top Stocks, by Market Capitalization

From the Business Services Sector



Founded in 1966 and headquartered in Purchase, NY, **Mastercard Inc. (MA)** is a leading global payment solutions company that provides an array of services in support of credit, debit, mobile, web-based and contactless payments, and other related electronic payment programs to financial institutions and other entities.

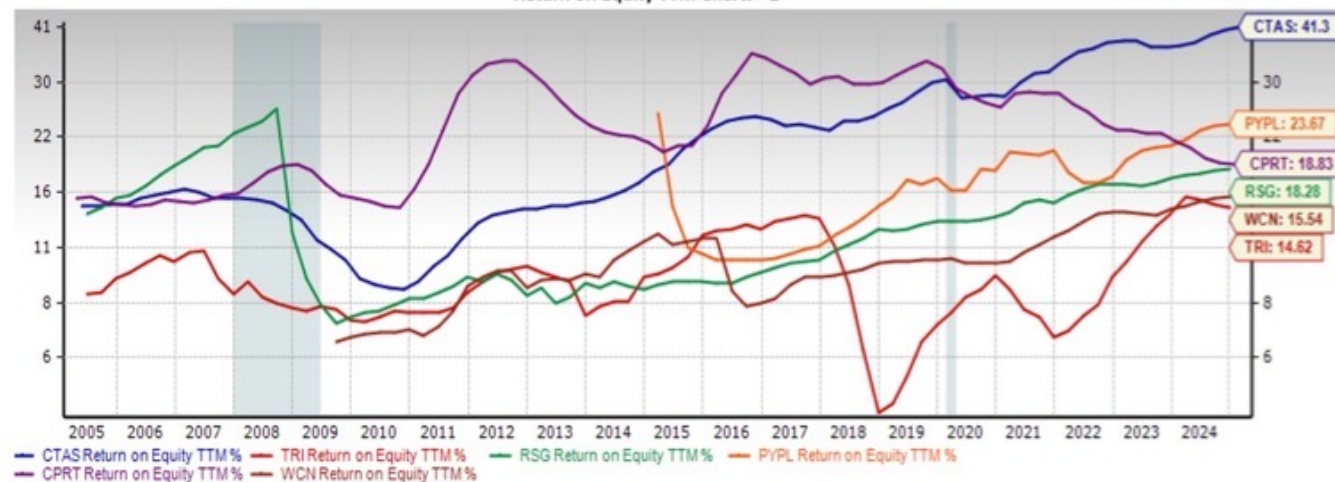
The company's payment solutions include payment programs, marketing, product development, technology, processing, consulting and information services.

It also provides worldwide transaction processing and other payment-related services, which include facilitating the authorization, clearing and settlement process of transactions, as well as processing cross-border and currency conversion transactions.

In May 2001, the company was incorporated as a Delaware stock corporation.

Mastercard has one reportable operating segment, **Payment Solutions**.

The company manages and licenses payment card brands including MasterCard, Maestro and Cirrus.



P/E F12M Charts for Top Stocks by Market Cap

From the Business Services Sector

P/E F12M Chartss for Top Stocks by Market Capitalisation - 1



P/E F12M Charts - 2



Waste Management Inc. (WM) is a leading provider of comprehensive waste management services in North America. The company provides collection, transfer, recycling and resource recovery, as well as disposal services to residential, commercial, industrial and municipal customers. It is also a leading developer, operator and owner of waste-to-energy and landfill gas-to-energy facilities in the United States.

Waste Management provides collection services that include picking up and transporting waste and recyclable materials from the point of generation to a transfer station, disposal site or material recovery facility (MRF). The company owns, develops, and operates landfill gas-to-energy facilities in the United States. It owns and operates transfer stations.

Waste Management also provides materials processing, commodities recycling and recycling brokerage services.

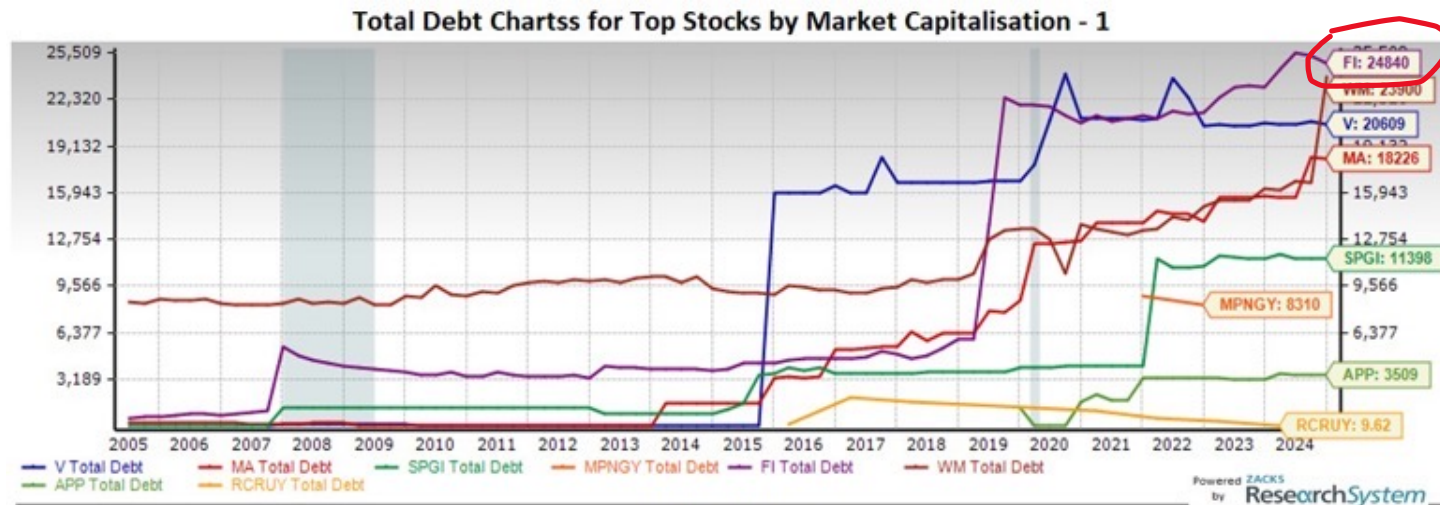


Thomson Reuters Corp. (TRI) is a leading provider of value-added information and technology to users in the fields of law, tax, accounting, financial services, higher education, reference information, corporate training and assessment, scientific research and healthcare.



Total Debt Charts for Top Stocks by Market Cap

From the Business Services Sector



Founded in 1984, **Zacks #2 Rank (BUY) Fiserv Inc. (FI)**, is headquartered Brookfield, WI.

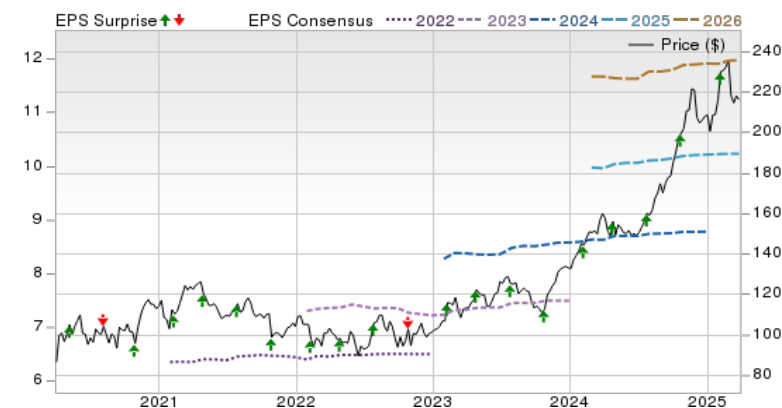
The company provides financial services technology solutions to over 12,000 clients worldwide in the banking, insurance, healthcare and investment industries.

Fiserv serves banks, credit unions, leasing and finance companies, investment management firms, billers, retailers, and merchants. The company has grown its business through developing highly specialized products and services and enhancing them, increasing capabilities through innovation, expanding client base, and acquiring complementary businesses.

Core focus areas of **Fiserv's** business are portfolio management, client relationship value enhancement, operational effectiveness, capital discipline and innovation

While **Fiserv's** legacy merchant operations should increase with transaction volumes, **Clover** is the company's primary source of growth.

Acquired in 2019. POS systems.



Reinvestment Rate for the Top Stocks by Market Cap

From the Business Services Sector



AppLovin Corporation (APP a Zacks #1 Rank STRONG BUY) provides technology platform which enables developers to market, monetize, analyze and publish their apps.
AppLovin Corporation is headquartered in Palo Alto, California.



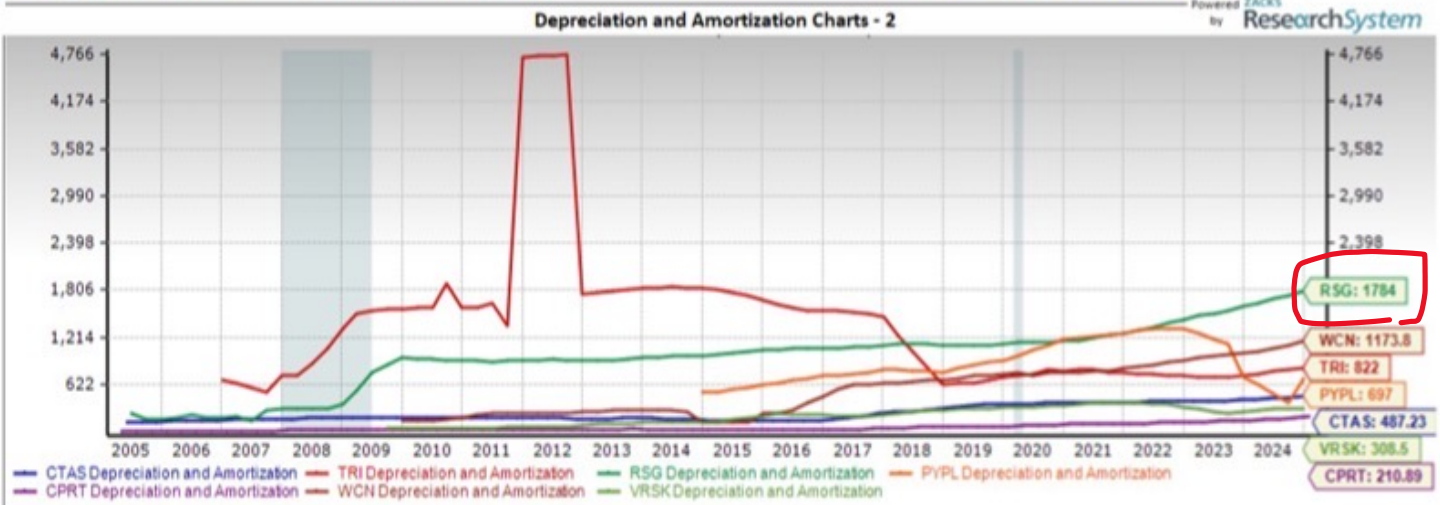
Cintas Corp. (CTAS a Zacks #2 Rank BUY) helps more than one million businesses of all types and sizes get READY to open their doors with confidence every day by providing a wide range of products and services that enhance their customers' image and help keep their facilities and employees clean, safe and looking their best.

With products and services including uniforms, floor care, restroom supplies, first aid and safety products, fire extinguishers and testing, and safety and compliance training, Cintas helps customers get Ready for the Workday.



Depreciation and Amortization Charts for Top Stocks by Market Cap

From the Business Services Sector



Republic Services (RSG) is the 2nd largest provider of non-hazardous solid waste collection, transfer, disposal, recycling, and energy services in the United States. The company is engaged in landfill gas-to-energy and renewable energy projects.

The company generates revenues mainly from its solid waste collection operations.

The remaining revenue comes from other services, which includes transfer station, landfill disposal, recycling, and energy services.

Collection Services unit provides commercial, residential, industrial and other services. Residential collection operations are performed under contracts with municipalities and include collection of refuse from containers into collection vehicles and dumped to transfer stations or landfills.

On the commercial and industrial side, the company supplies its customers with waste containers and rents compactors to large waste generators.

Transfer Services unit deposits waste at its transfer stations.



Part Two: Top Stocks by Max. Number of Analysts

What broad current conditions should traders and investors be made aware of?

Price, EPS Consensus, and EPS Surprise Charts for Top 8 Stocks

By the maximum # of analysts covering these stocks from the Business Services Sector

Equifax Inc. (EFX) is a global data, analytics and technology company.

The company provides information solutions and human resources business-process outsourcing services for businesses, governments and consumers.

Its services are based on comprehensive databases of consumer and business information derived from numerous sources including credit, financial assets, telecommunications and utility payments, employment, income, demographic and marketing data.

It has a large and diversified group of clients, including financial institutions, corporations, governments and individuals.

Currently, **Equifax** operates in four global regions: North America, Asia Pacific, Europe and Latin America.

Broadridge (BR) is a global financial technology company that offers investor communications and technology-driven solutions to banks, broker-dealers, asset managers and corporate issuers.

The company is a leading producer and distributor of a variety of documents, widely used in the financial industry including proxies, annual reports, prospectuses and trade confirmations.

The company classifies its operations into the following two reportable segments: **Investor Communication Solutions** and **Global Technology and Operations**. Investor Communication Solutions offers Bank/Broker-Dealer Investor Communication, Customer Communication, Advisor, Corporate Issuer, and Mutual Fund and Retirement Solutions. Global Technology and Operations offers middle- and back-office securities processing solutions including desktop productivity tools, data aggregation, portfolio management, order capture and execution, performance reporting, trade confirmation, margin, cash management, and securities financing.



Headquartered in Rye Brook, NY, **Xylem Inc. (XYL)** is one of the leading providers of water solutions worldwide.

Xylem is involved in the full water-process cycle, including collection, distribution and returning of water to the environment. It has significant presence in the United States, the Asia Pacific, Europe and various other nations.

Net Margin TTM % for Top 15 Stocks

For Top Stocks by Max. # of Analysts Covering These Stocks from the Business Services Sector



S&P Global Inc. (SPGI) is a leading provider of transparent and independent ratings, benchmarks, analytics and data to the capital and commodity markets worldwide.

The company operates through four reportable segments: S&P Global Ratings (Ratings), S&P Global Market Intelligence (Market Intelligence), S&P Global Platts (Platts) and S&P Dow Jones Indices (Indices).

Ratings operates as an independent provider of credit ratings, research, and analytics, offering investors and other market participants information, ratings and benchmarks.

Market Intelligence is specialized in helping investment professionals, government agencies, corporations and universities.

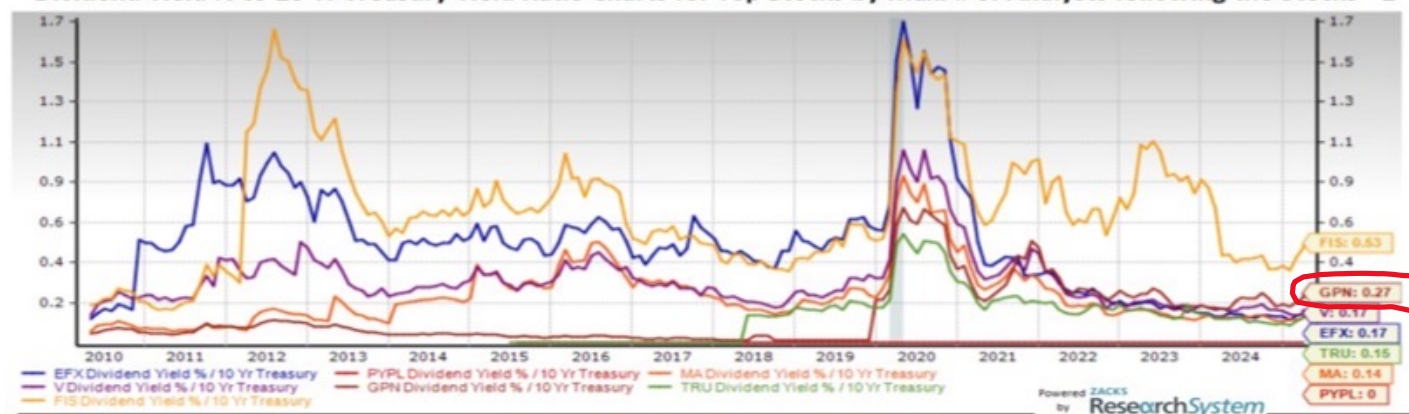
Platts operates as an independent provider of information and benchmark prices for the commodity and energy markets.

Indices is a global index provider that maintains a wide variety of valuation and index benchmarks for investment advisors, wealth managers and institutional investor

Dividend Yield % to 10-year U.S. Treasury Yield Ratio

For Top Stocks by Max. # of Analysts Covering These Stocks from the Business Services Sector

Dividend Yield % to 10 Yr Treasury Yield Ratio Charts for Top Stocks by Max. # of Analysts following the Stocks - 1



Dividend Yield % to 10 Yr Treasury Yield Chart - 2



Global Payments (GPN) has a P/E of 6.7.

This company is in the payment technology services business. The company has expanded in existing markets and into new markets internationally by pursuing further acquisitions and joint ventures. The company operates via three reportable segments: Merchant Solutions; Issuer Solutions; Business and Consumer Solutions.

Merchant Solutions provides payments technology and software solutions to customers, globally. The payment technology solutions enable its customers to accept card, electronic, check and digital-based payments.

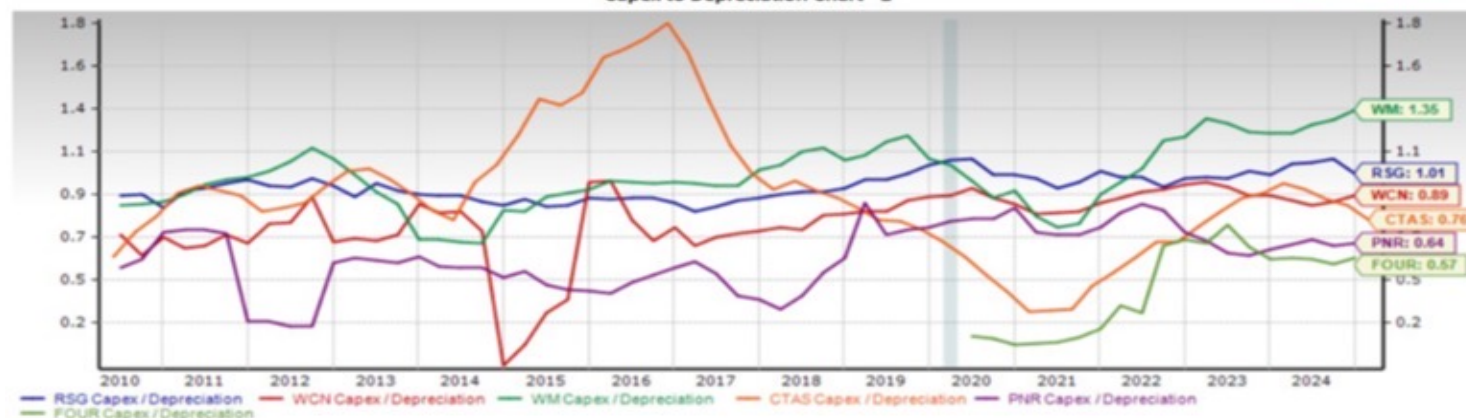
Issuer Solutions provides services that enable financial institutions and other financial service providers to manage their card portfolios, reduce technical complexity and overhead and offer a seamless experience for cardholders on a single platform.

Business and Consumer Solutions provides general purpose reloadable prepaid debit and payroll cards, demand deposit accounts and other financial service solutions to the underbanked and other consumers.



Capex to Depreciation Charts by Max # of Analysts

From the Business Services Sector



Visa Inc. (V) operates as a payments technology company all over the world. It provides transaction processing services (primarily authorization, clearing and settlement) to financial institutions and merchant clients through VisaNet, its global processing platform.

It offers a wide range of **Visa-branded** payment products, which its financial institution clients would develop and offer core business solutions, credit, debit, prepaid and cash access programs for account holders (individuals, businesses and government entities).

Visa provides other value-added services to its clients including fraud and risk management, debit issuer processing, loyalty services, dispute management, digital services like tokenization as well as consulting and analytics.

It manages and promotes its brands to the benefit of its clients and partners through advertising, promotional and sponsorship initiatives with the Olympic Games, FIFA and the National Football League among others.



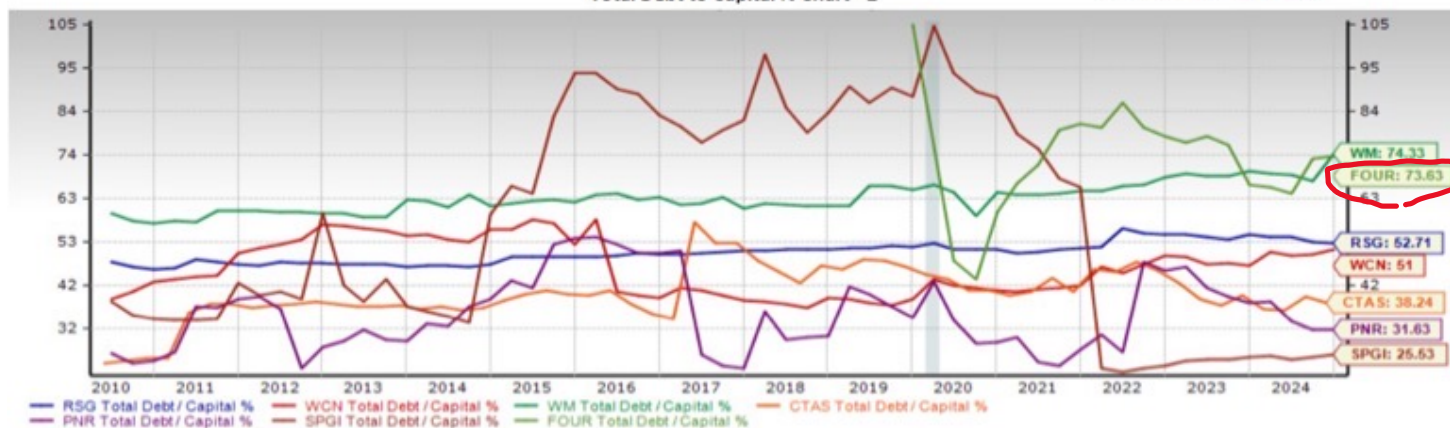
Total Debt to Capital % Charts

For Top Stocks by Max. # of Analysts Covering These Stocks from the Business Services Sector

Total Debt to Capital % Chart for Top Stocks by Max. # of Analysts following the Stocks - 1



Total Debt to Capital % Chart - 2



Shift4 Payments Inc. (FOUR) is a provider of integrated payment processing and technology solutions.

Shift4 Payments Inc. is based in Allentown, United States.





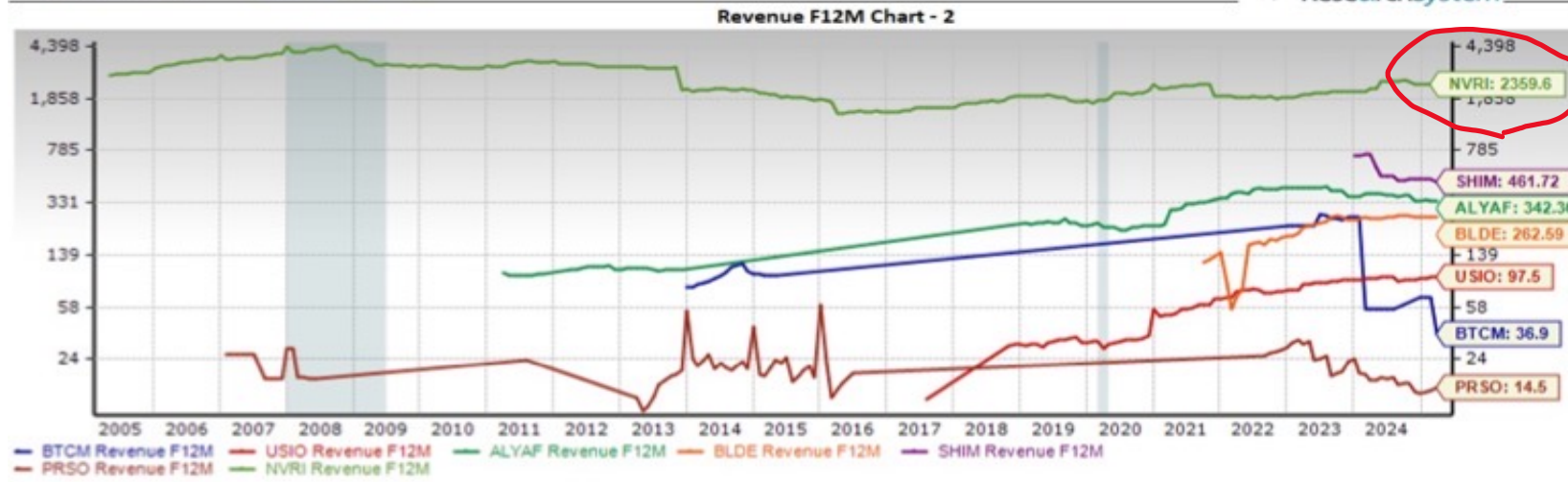
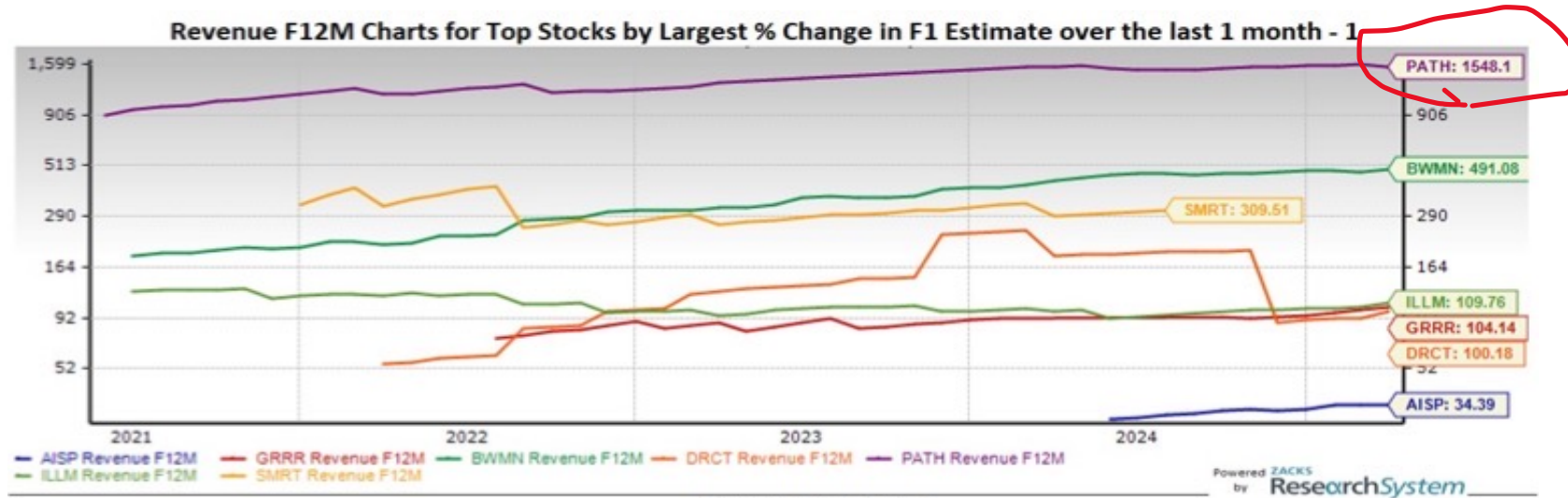
Part Three:

Top Stocks by Largest 1 Month % Change
in Current Fiscal Year F1 EPS Estimates

What broad current conditions should traders and investors be made aware of?

Revenue F12M Charts

For Top Stocks by Largest 1 Month % Change in Current Fiscal Yest F1 EPS Estimate from the Business Services Sector



Zacks #1 Rank (STRONG BUY) UiPath Inc (PATH): offers an end-to-end platform for automation, combining Robotic Process Automation solution for digital business operations.

UiPath Inc. is based in New York, United States.



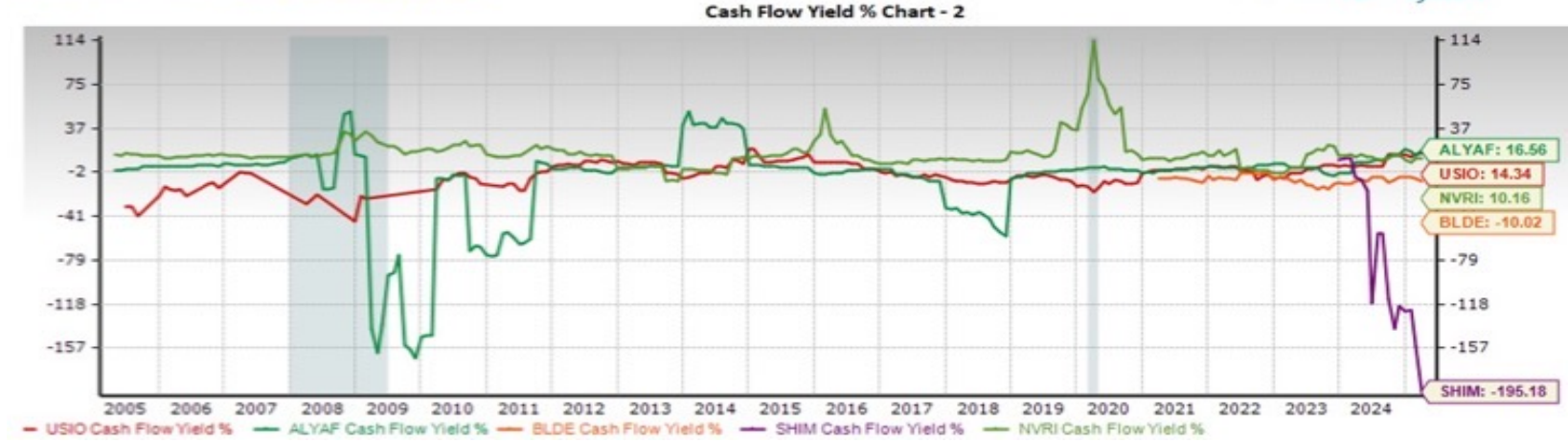
Enviri Corp. (NVRI) provides a range of environmental services and related solutions. The Company serves a diverse customer base by offering critical recycle and reuse solutions for their waste streams.

Enviri Corporation, formerly known as Harsco Corporation, is based in PHILADELPHIA.



Cash Flow Yield % Charts

For Top Stocks by Largest 1 Month % Change in Current Fiscal Yest F1 EPS Estimate from the Business Services Sector



Zacks #1 Rank (STRONG BUY) Bowman Consulting Group Ltd.(BWMN) provides planning, engineering, construction management, commissioning, environmental consulting, geomatics, survey, land procurement and other technical services to customers operating in a diverse set of regulated end markets.

Bowman Consulting Group Ltd. is headquartered in Reston, Virginia.



Price/Free Cash Flow

For Top Stocks by Largest 1 Month % Change in F1 EPS from the Business Services Sector

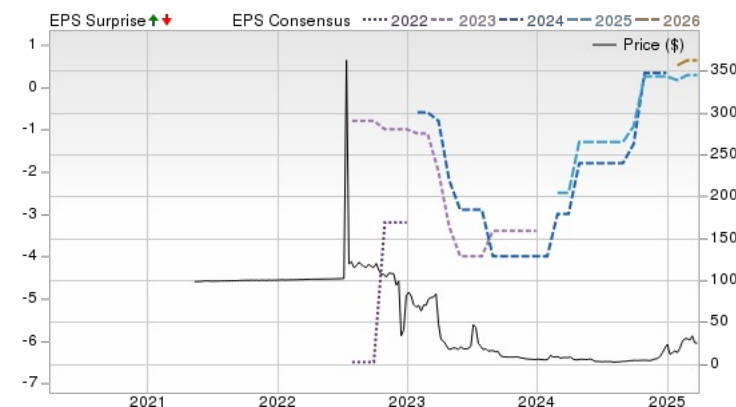


Zacks #2 Rank (BUY) Gorilla Technologies Group (GRRR) provides security intelligence, network intelligence, business intelligence and IoT technology.

It develops solutions including Smart Cities, Smart Retail, Enterprise Security and Smart Media.

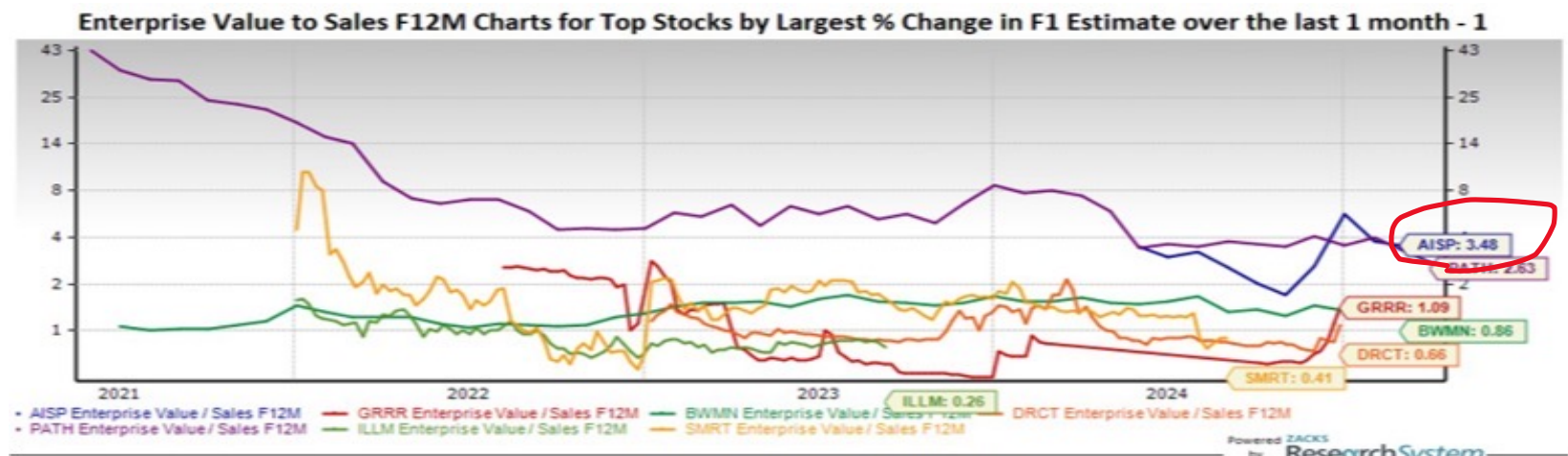
In addition, it provides a complete Security Convergence Platform to government institutions, Telecom companies and private enterprises with network surveillance and cyber security.

Gorilla Technologies Group Inc., formerly known as Global SPAC Partners Co., is based in Taipei, Taiwan.



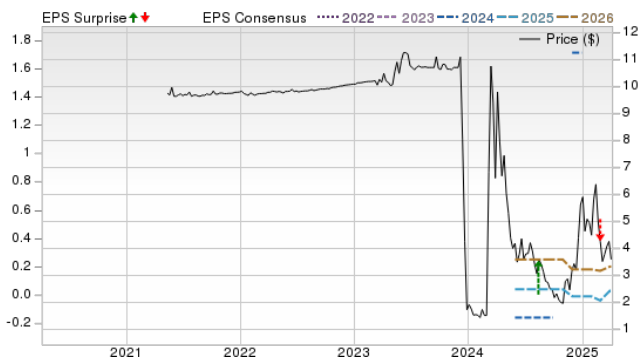
Enterprise Value/Sales F12M Charts

For Top Stocks by Largest 1 Month % Change in Current Fiscal Yest F1 EPS Estimate from the Business Services Sector



Airship AI Holdings Inc (AISP): is an AI-driven video, sensor and data management surveillance platform which provides complex automated monitoring, predictive event analysis and intelligence to large institutions.

Airship AI Holdings Inc., formerly known as BYTE Acquisition Corp., is headquartered in Redmond, Washington.



Thank You for Attending!

John Blank, PhD

Zacks Chief Equity Strategist and Economist

Zacks Professional Services

866-794-6065

strategycall@zackspro.com

www.zackspro.com



Zacks Professional Services



@ZATools