



Anatomy of a Reversal

What to look for when markets bounce

Presented by:

David Bartosiak



Software Stocks: Values or Traps?

The software stocks are selling off again. Is it a buying opportunity? Tracey Ryniec discusses in the latest Zacks Market Edge podcast.



Best Rare Earth Stocks to Buy Now March...
Global demand for rare earths stocks is increasing, offering exposure to a...



AWS 4/1: No Foolin' ADP Jobs Led by...
Small private sector firms (sub-50 employees), brought in the lion's share...



PFJ 4/1: Stocks Stage Monster Rally on...
The catalyst for yesterday's rally, aside from being oversold, was hope that...

[More Commentary »](#)

Featured Zacks Rank Stocks »

[Learn to Profit from the Zacks Rank](#)



Bull of the Day
Lumentum (LITE)
Since blow out beat-and-raise quarter, NVIDIA invests \$2B and price targets rise from \$550 to \$750



Bear of the Day
D-Wave Quantum (QBTS)
Widening adjusted EBITDA losses and continued heavy cash burn signal a distant path to profitability

Zacks #1 Rank Top Movers for Apr 01, 2026

Value	Growth	Momentum	VGM	Income	%Chg
Company	Symbol	Price			
The Beachb...	BODI	12.00			+10.50%
Micron Tech...	MU	370.79			+9.75%
Electrolux	ELUXY	13.10			+6.40%
Constellium...	CSTM	25.96			+5.61%
OptimizeRx	OPRX	6.63			+5.57%

[View All Zacks #1 Rank VGM Stocks](#)

Zacks #1 Rank Additions

Company (Symbol)	Report
Petroleo Brasileiro (PBR)	
Affirm (AFRM)	
Vista Energy, S.A.B... (VIST)	
Magna International (MGA)	
Globale Online (GLBE)	

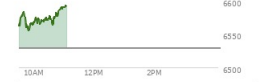
[View All Zacks #1 Strong Buys](#)

Investment Ideas

[Stocks »](#)

Market Summary »

► DOW	46,764.97	+423.46	+0.91%
► NASDAQ	21,912.94	+322.31	+1.49%
▼ S&P 500	6,594.29	+65.77	+1.01%



Share Your Zacks Investment Success Story with Us Today!



Trending Topics

- 4 Diversified Operations Stocks to Watch...
- 3 Coal Stocks to Avoid as the Industry Battles...
- 4 Broadcast Radio & TV Stocks to Watch From...
- Best Momentum Stocks to Buy for April 1st
- Why Investors May Want to Buy These 4 US...

My Portfolio » Where active traders trade.

Symbol	Price	\$Chg	%Chg	Zacks Rank
ACIW	41.38	+0.37	+0.90%	4
AGMH	0.94	+0.01	+1.11%	NA
ALLT	7.03	+0.37	+5.56%	3
ALTS	1.14	+0.03	+2.70%	NA
APLD	24.89	+1.15	+4.84%	4
APM	0.87	+0.07	+9.31%	NA
APPF	154.97	-2.85	-1.81%	3
ARBK	2.88	+0.01	+0.35%	NA
ARLP	27.69	+0.04	+0.15%	4
ATCM	0.24	+0.01	+5.26%	NA

Quotes & News

* indicates the important links in the menu

- [Quote Overview](#)
- [Zacks News](#)
- [Partner News](#)
- [Earning News](#)

Zacks Research

- * Snapshot
- * Analyst Report
- * Style Scores
- * Detailed Earnings Estimates
- Comparison to Industry

More Research

- * Price Target & Stock Forecast
- Full Company Report
- Earnings Dates and Announcements
- Key Company Metrics
- Broker Reports
- Insiders
- Earnings Transcripts
- Dividend History

Charts

- * Price, Consensus and EPS Surprise
- * Fundamental Charts
- Comparative
- Interactive Charts
- Price and Consensus
- Price & EPS Surprise
- 12 Month EPS
- Broker Recommendations

Financials

- Financial Overview
- Income Statements
- Balance Sheet
- Cash flow Statements

Options

- Option Chain
- Options Greek
- Montage

[Access Zacks Data Feed](#)

Apple (AAPL)

(Real Time Quote from BATS)

\$254.26 USD
+0.47 (0.19%)

Updated Apr 1, 2026 11:24 AM ET

[Add To Portfolio](#)

Zacks Rank: ● ● ● ● ● 3-Hold

Style Scores: ● F Value | ● A Growth | ● C Momentum | ● C VGM

Industry Rank: ● Top 26% (63 out of 243)

Industry: Computer - Micro Computers

[View All Zacks #1 Ranked Stocks](#)

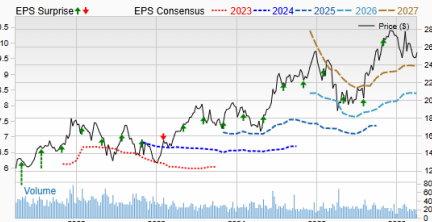
We've enhanced the Quote Page

[Feedback](#) | [Old View](#) | [X](#)

Price, Consensus & Surprise

Enter Symbol

1M | 3M | 6M | YTD | 1Y | 3Y | 5Y



[Interactive Chart](#) | [Fundamental Chart](#)

Quote Overview

Open	254.08
Day Low / High	253.33 - 256.18
52-Wk Low / High	169.21 - 288.62
20-Day Avg Vol	40,981,952
Market Cap	3,725.93 B
Dividend	1.04 (0.41%)
Beta	1.11

Research Reports for AAPL

[Analyst](#) [Snapshot](#)

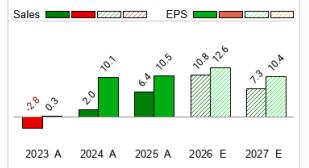
[All Zacks' Analyst Reports »](#)

Key Earnings Data

Earnings ESP	2.52%	Prior Year EPS	7.46
Most Accurate Est	1.93	Next Year EPS Growth	10.38%
Current Qtr Est	1.88	Exp EPS Growth (3-5yr)	12.56%
Current Yr Est	8.40	Forward PE	30.23
Exp Earnings Date	5/7/26	PEG Ratio	2.41

[Computer And Technology » Computer - Micro Computers](#)

Sales and EPS Growth Rates (Y/Y %)



Zacks Rank Factors

Agreement Estimate Revisions (60 Days)

	Q1	Q2	F1	F2
# of Analysts	12	10	14	13

Magnitude Consensus Estimate Trend (60 Days)

	Q1	Q2	F1	F2
Current	1.88	1.70	8.40	9.27

Quotes & News

* Indicates the important links in the menu

- Quote Overview
- Zacks News
- Partner News
- Earning News

Zacks Research

- * Snapshot
- * Analyst Report
- * Style Scores
- * Detailed Earnings Estimates
- Comparison to Industry

More Research

- * Price Target & Stock Forecast
- Full Company Report
- Earnings Dates and Announcements
- Key Company Metrics
- Broker Reports
- Insiders
- Earnings Transcripts
- Dividend History

Charts

- * Price Consensus and EPS Surprise
- * Fundamental Charts
- Comparative
- Interactive Charts
- Price and Consensus
- Price & EPS Surprise
- 12 Month EPS
- Broker Recommendations

Financials

- Financial Overview
- Income Statements
- Balance Sheet
- Cash flow Statements

Options

- Option Chain
- Options Greek Montage

Apple (AAPL)
(Real Time Quote from BATS)

\$254.22 usd
+0.43 (0.17%)
Updated Apr 1, 2026 11:26 AM ET

Add To Portfolio

Zacks Rank: ● ● ● ● 3-Hold

Style Scores: ● Value | ● Growth | ● Momentum | ● VGM

Industry Rank: ● Top 26% (63 out of 243)
Industry: Computer - Micro Computers

[View All Zacks #1 Ranked Stocks](#)

Interactive Chart **Research for AAPL** ● Analyst ● Snapshot ●



AAPL chart by TradingView







Indicators

SEARCH **RIBBON**

SCRIPT NAME

- Moving Average **Ribbon**
- RCI **Ribbon**

This panel shows the search results for the 'RIBBON' indicator. It lists two script names: 'Moving Average Ribbon' and 'RCI Ribbon'. The 'RIBBON' text in the search bar is highlighted in blue.





Apple Inc · 1D · Cboe O

Vol 10.08M

MA Ribbon SMA 20 SMA 50 SMA 100



1D 5D 1M 3M 6M YTD 1Y 5Y All

MA Ribbon



Inputs Style Visibility

- MA #1 SMA Close 20
- MA #2 SMA Close 50
- MA #3 SMA Close 100
- MA #4 SMA Close 200

CALCULATION

Timeframe Chart ?

Wait for timeframe closes

Defaults

Cancel

Ok



15:33:05 UTC ADJ



Indicators

Search: RSI

SCRIPT NAME

- Relative Strength Index
- RSI Divergence Indicator
- Connors RSI
- Stochastic RSI









Percent of Stocks Above 200-Day Average · 1D · INDEX ● E O45.36 H46.22 L43.87 C46.17 +3.66 (+8.61%)

Vol !

MA Ribbon SMA 20 SMA 50 SMA 100 SMA 200 55.85 55.79

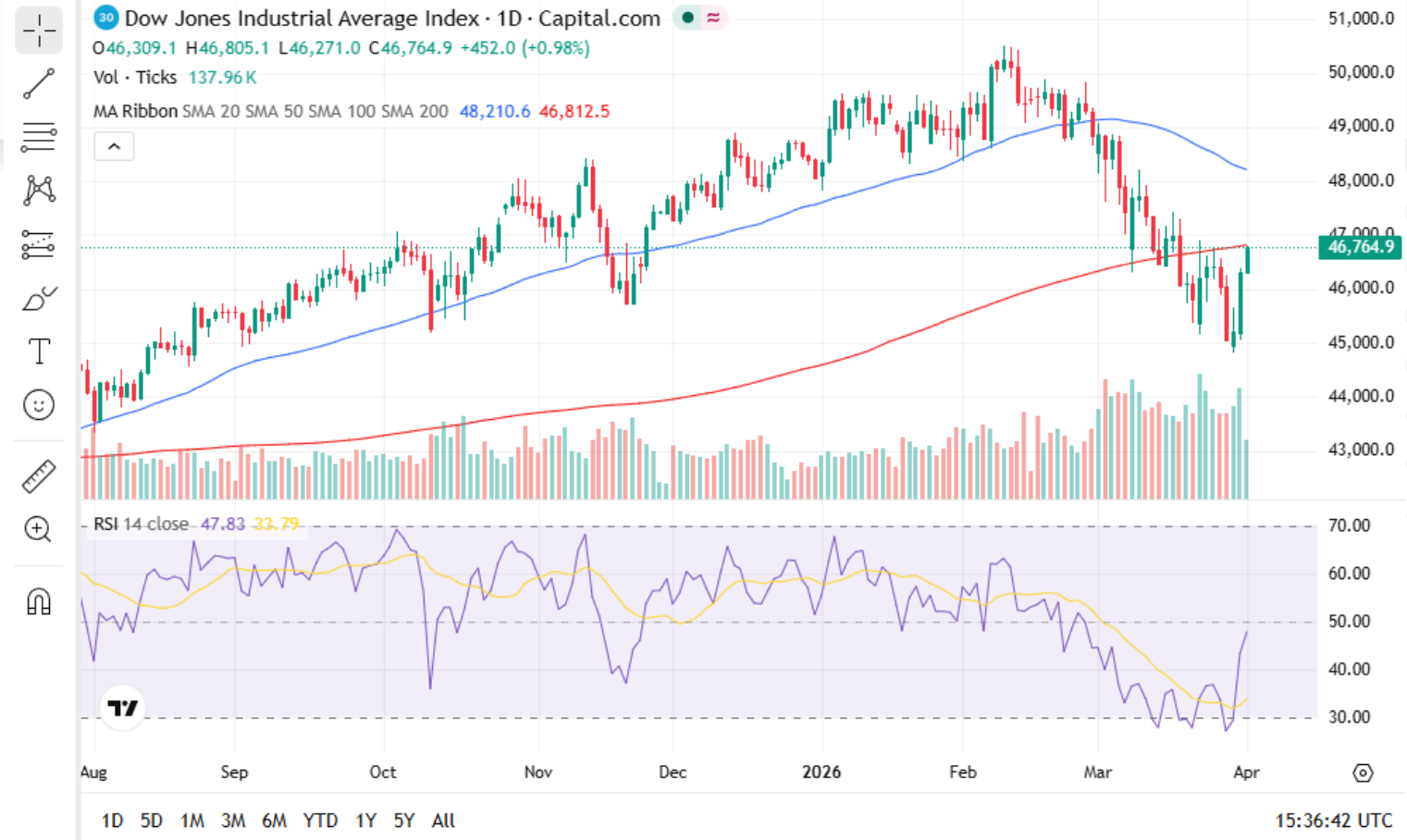


YTD 1Y 5Y All

15:35:05 UTC







- Fib retracement** Alt + F
- Trend-based fib extension
- Fib channel
- Fib time zone
- Fib speed resistance fan
- Trend-based fib time
- Fib circles
- Fib spiral
- Fib speed resistance arcs
- Fib wedge
- Pitchfan
- GANN
- Gann box
- Gann square fixed
- Gann square
- Gann fan

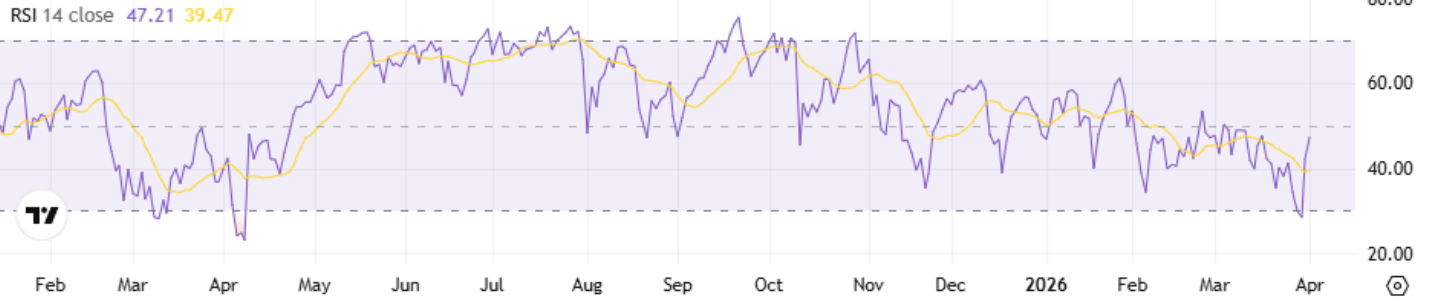




Invesco QQQ Trust, Series 1 - 1D - Cboe One ● D 0581.48 H586.22 L580.42 C586.08 +8.90 (+1.54%)

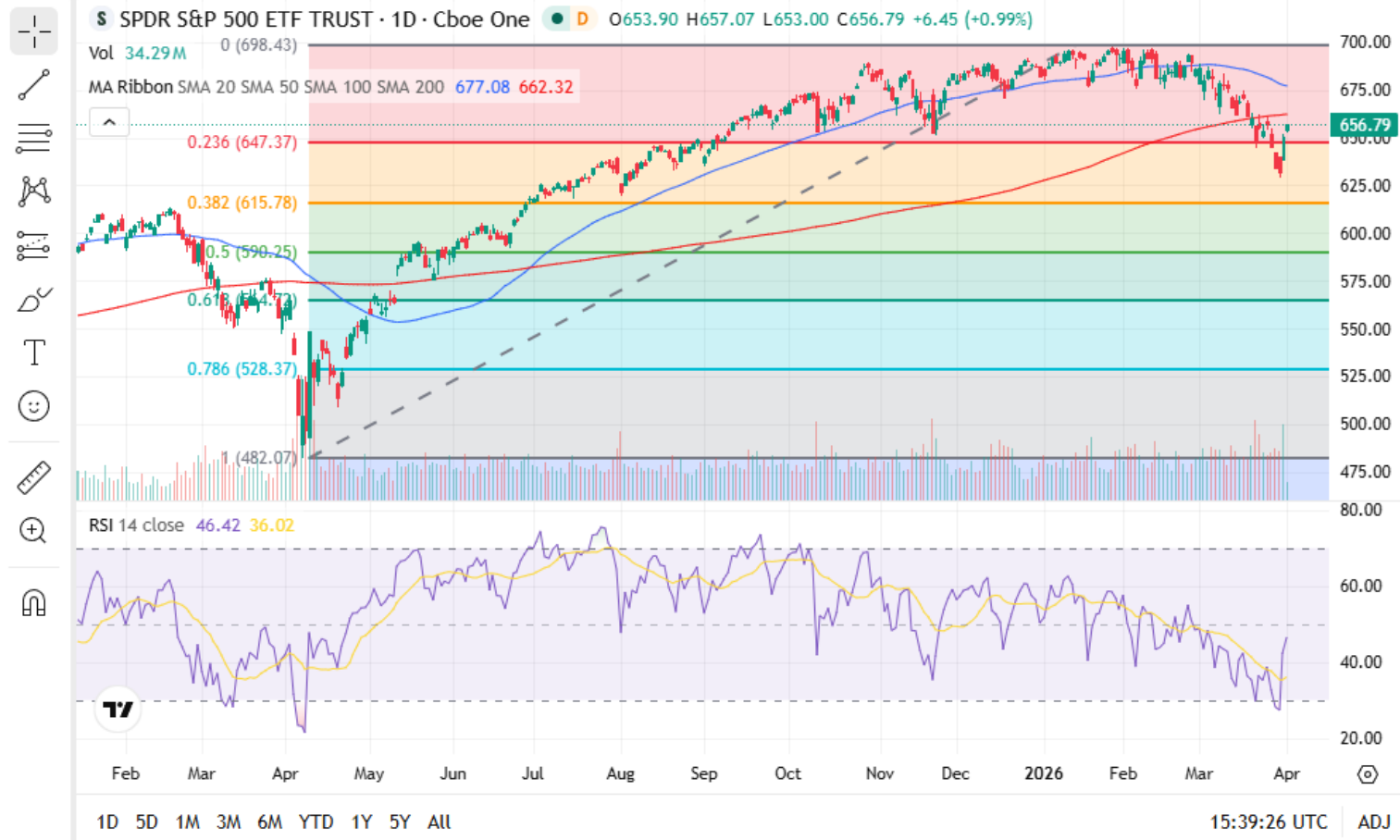
Vol 26.6M 0 (638.45)

MA Ribbon SMA 20 SMA 50 SMA 100 SMA 200 603.88 594.71



1D 5D 1M 3M 6M YTD 1Y 5Y All

15:39:02 UTC ADJ









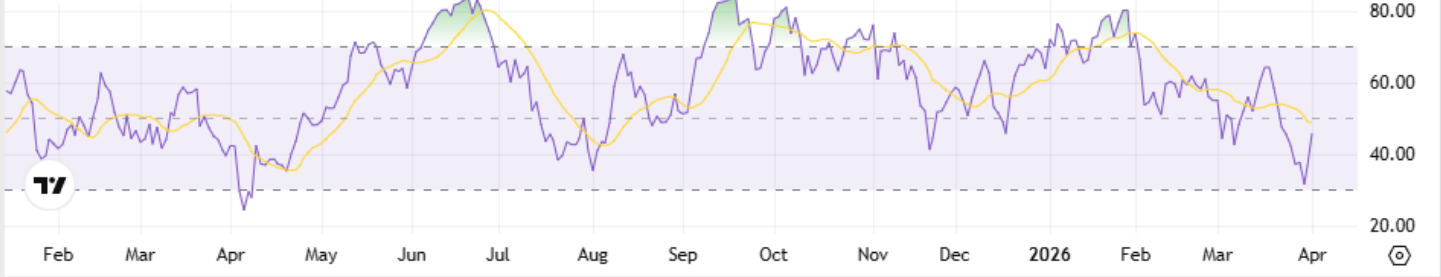
Micron Technology, Inc. · 1D · Cboe One ● D O348.91 H372.50 L343.00 C372.00 +34.16 (+10.11%)

Vol 35.18M

MA Ribbon SMA 20 SMA 50 SMA 100 SMA 200 404.05 241.89



RSI 14 close 45.69 48.67



1D 5D 1M 3M 6M YTD 1Y 5Y All

15:40:25 UTC ADJ

